



A GUIDE TO UPDATE 1NGO CREATED WEBSITE



CONTENT

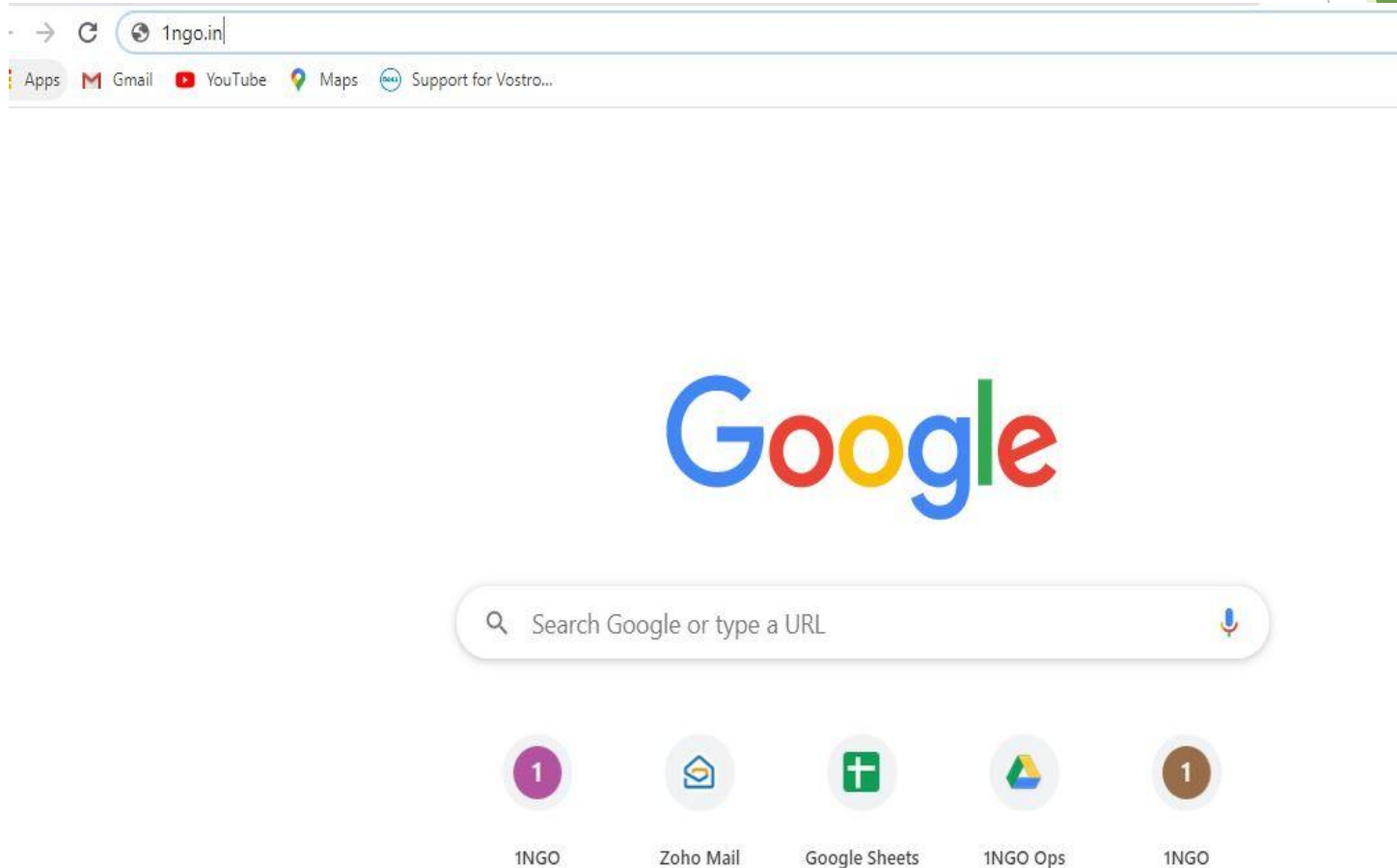
1. HOW TO UPDATE FROM BACKEEND?
2. NGO INFO
3. MAIN PAGE
4. ABOUT US
5. ACTIVITIES
6. TEAM MEMBERS
7. OUR PROGRAMS
8. SOCIAL MEDIA
9. REPORTS

About 1NGO

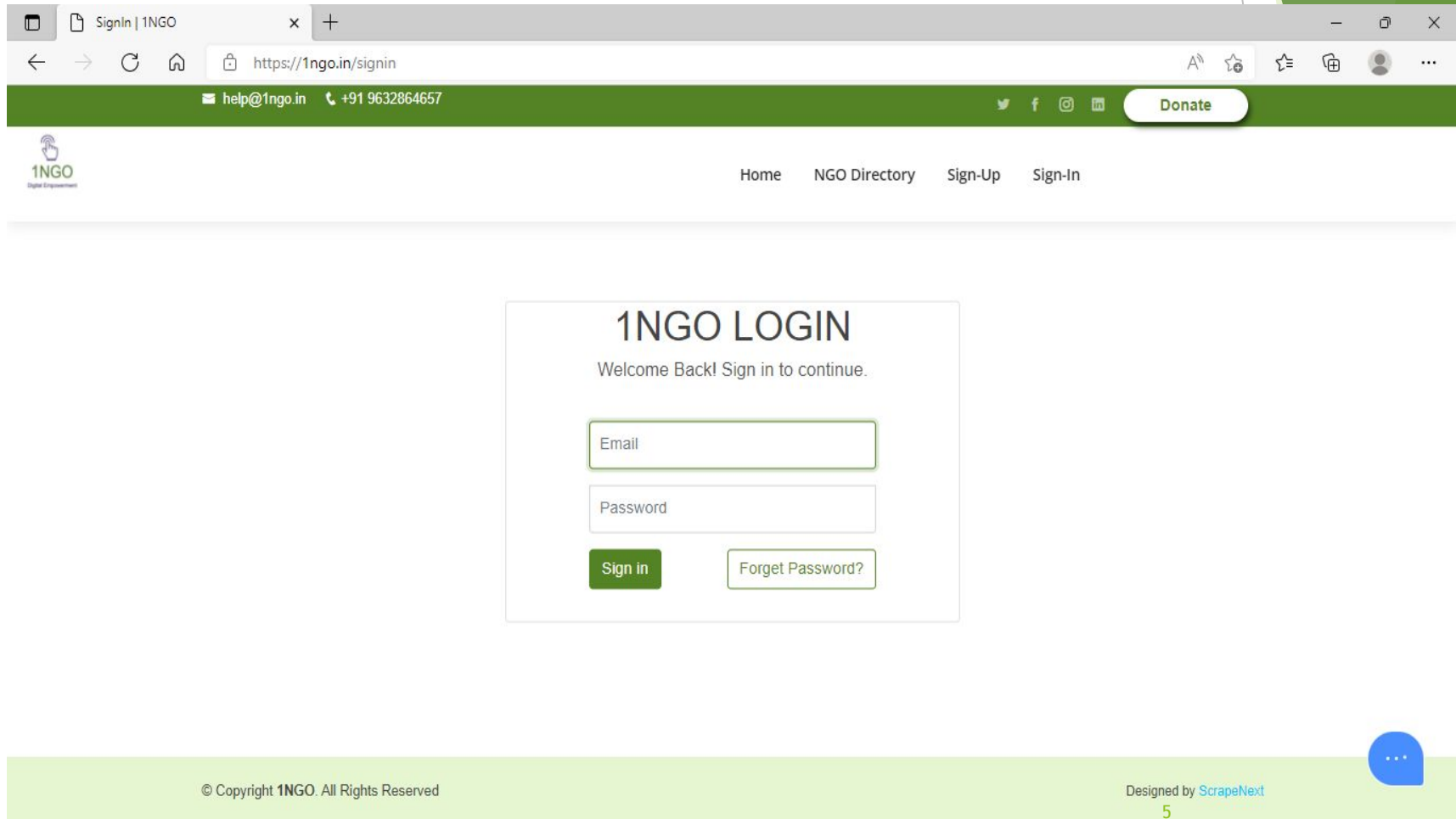
- ▶ Established in January 2020 as a Trust
- ▶ Creating digital presence for NGOs across India.
- ▶ Achievement till date:
 1. 1143 websites created for NGOs.
 2. Created social media presence for 500+ NGOs (Facebook pages)
 3. Turnkey management of social media channels for 54 NGOs.
 4. Empowered 700+ NGOs on collect donations online.
 5. Conducted 236 workshops/webinars for creating digital awareness among NGOs. (3114 participants)

How to update from Back End?

Step 1. In Browser type Ingo.in

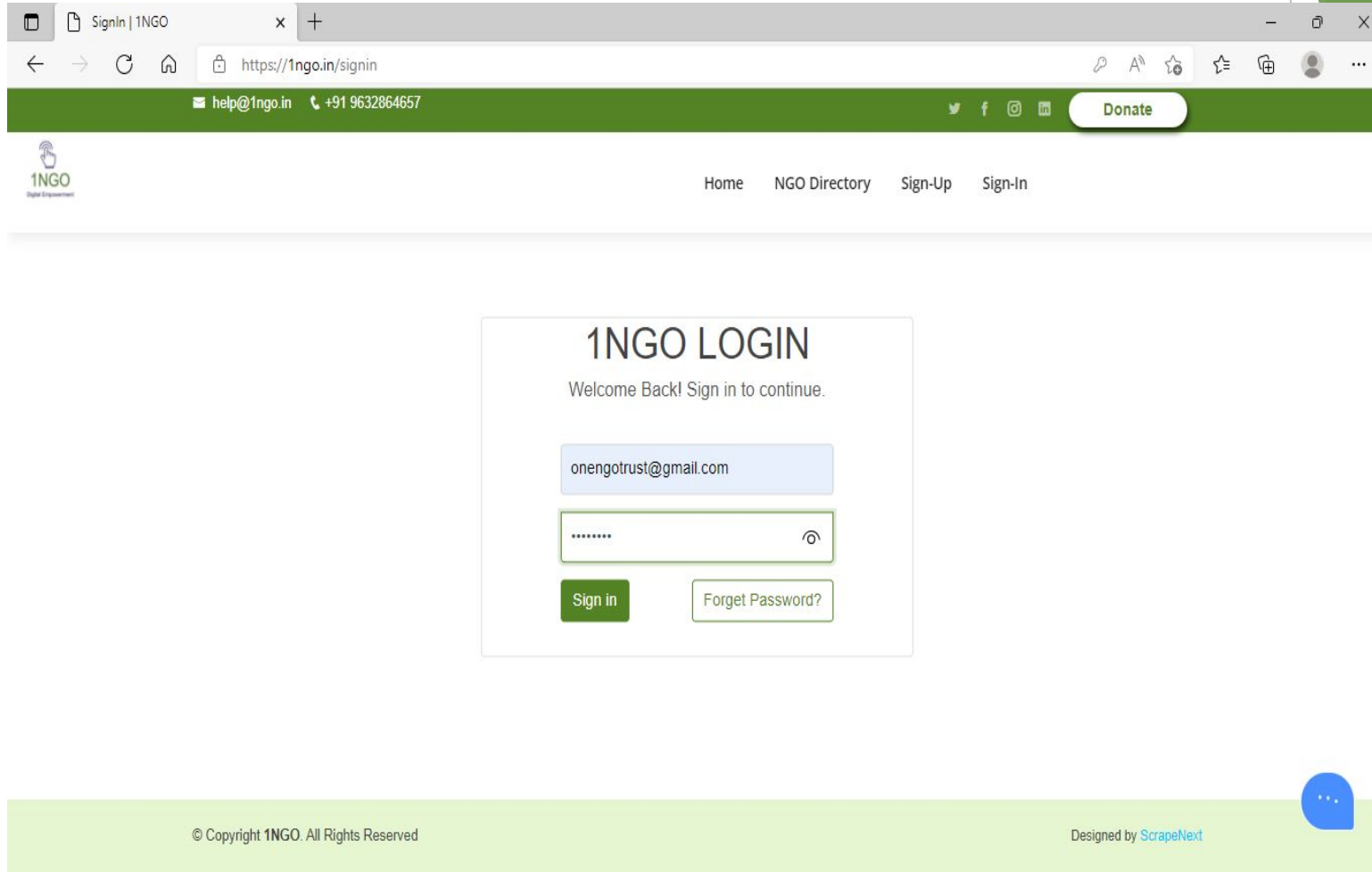


Step 2. Click on Sign in Button



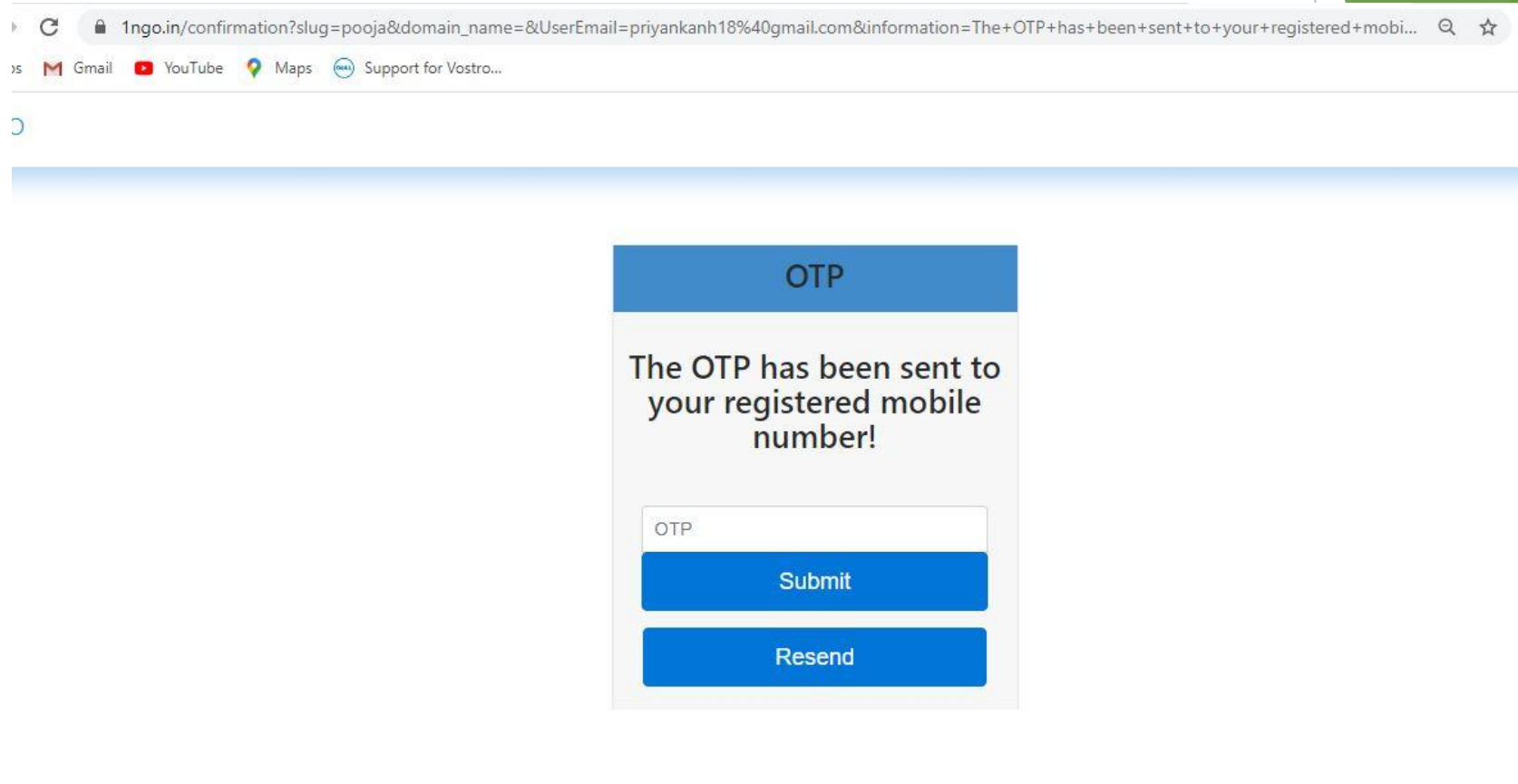
The screenshot shows a web browser window with the URL <https://1ngo.in/signin>. The browser's address bar includes navigation icons and a search icon. Below the address bar is a green navigation bar with the 1NGO logo on the left, contact information (help@1ngo.in and +91 9632864657) in the center, and social media icons (Twitter, Facebook, Instagram, LinkedIn) and a 'Donate' button on the right. The main content area features a white box with the heading '1NGO LOGIN' and the text 'Welcome Back! Sign in to continue.' Below this are two input fields: 'Email' and 'Password'. At the bottom of the box are two buttons: a green 'Sign in' button and a white 'Forget Password?' button. The footer of the page is green and contains the copyright notice '© Copyright 1NGO. All Rights Reserved' on the left and 'Designed by ScrapeNext' on the right. A blue chat bubble icon is visible in the bottom right corner.

Step 3. Enter your registered Mail Id and Password



The screenshot shows a web browser window with the URL <https://1ngo.in/signin>. The browser's address bar includes the text "Signin | 1NGO" and "x +". The page header features the 1NGO logo, contact information (help@1ngo.in, +91 9632864657), and a "Donate" button. The main navigation menu includes "Home", "NGO Directory", "Sign-Up", and "Sign-In". The central content area is titled "1NGO LOGIN" and contains the text "Welcome Back! Sign in to continue." Below this, there are two input fields: the first contains the email address "onengotrust@gmail.com" and the second contains a masked password "*****". A green "Sign in" button and a "Forget Password?" link are positioned below the password field. The footer contains the copyright notice "© Copyright 1NGO. All Rights Reserved" and the text "Designed by [ScrapeNext](#)". A blue chat bubble icon is visible in the bottom right corner.

Step 4. Enter the OTP that has been sent to your registered mobile number



1ngo.in/confirmation?slug=pooja&domain_name=&UserEmail=priyankanh18%40gmail.com&information=The+OTP+has+been+sent+to+your+registered+mobi... 🔍 ☆

Gmail YouTube Maps Support for Vostro...

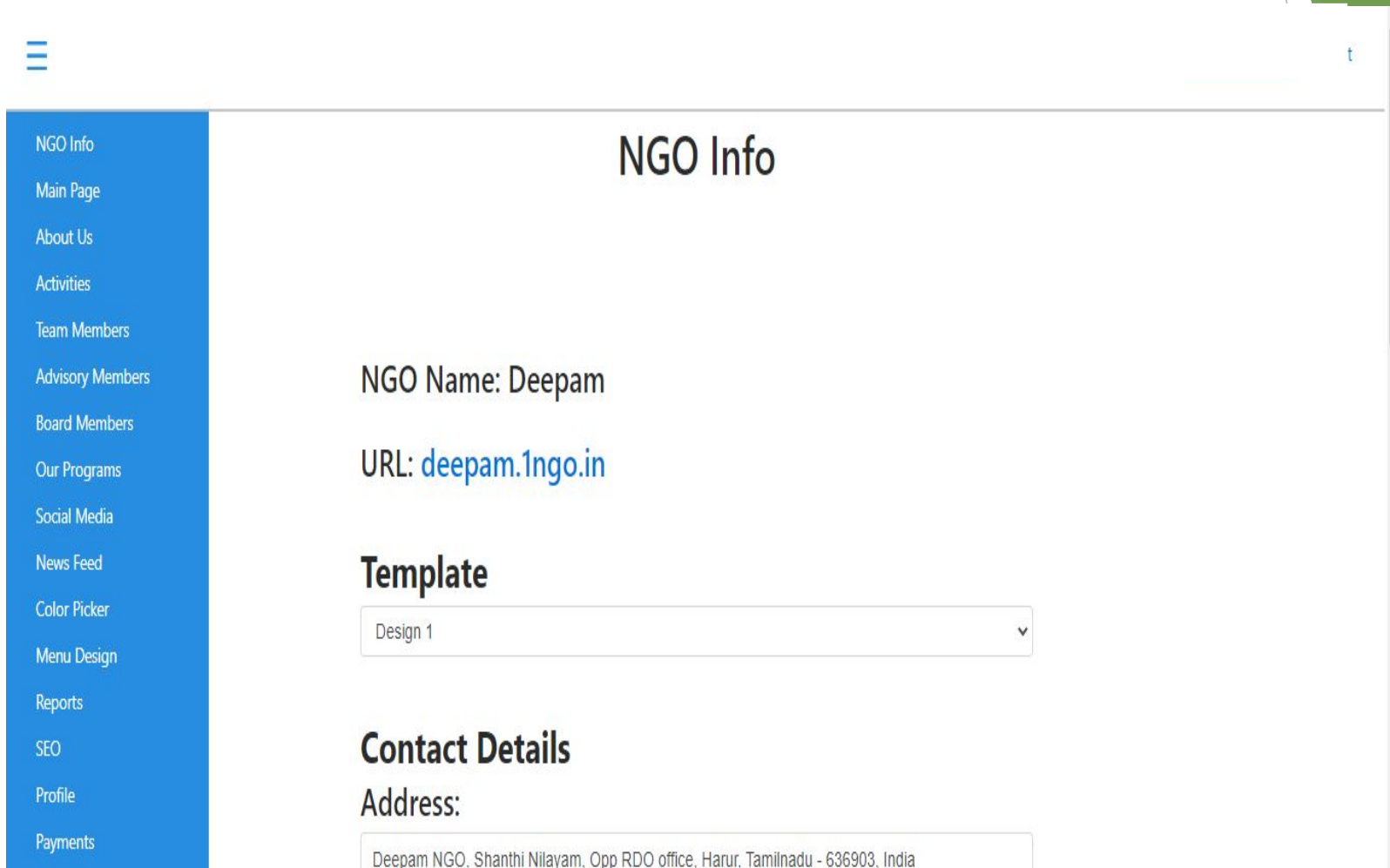
OTP

The OTP has been sent to your registered mobile number!

Submit

Resend

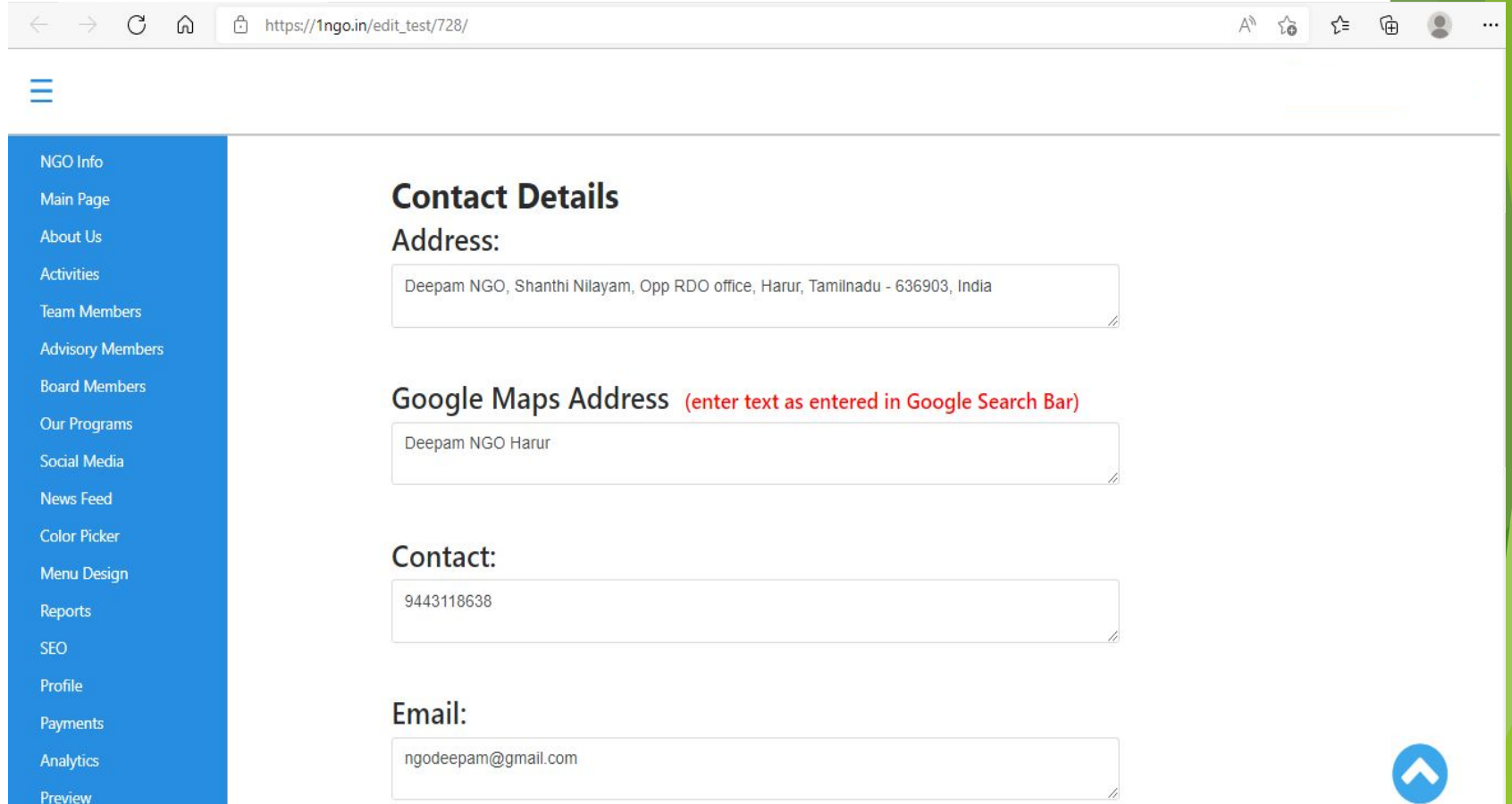
Now you can edit from the Backend



The screenshot displays the 1NGO backend interface. On the left is a blue sidebar menu with the following items: NGO Info, Main Page, About Us, Activities, Team Members, Advisory Members, Board Members, Our Programs, Social Media, News Feed, Color Picker, Menu Design, Reports, SEO, Profile, and Payments. The main content area is titled 'NGO Info' and contains the following fields:

- NGO Name:** Deepam
- URL:** deepam.1ngo.in
- Template:** Design 1 (selected from a dropdown menu)
- Contact Details:**
 - Address:** Deepam NGO, Shanthi Nilayam, Opp RDO office, Harur, Tamilnadu - 636903, India

NGO INFO



← → ↻ 🏠 🔒 https://1ngo.in/edit_test/728/ 🔍 ⭐ ⚙️ 👤 ⋮

☰

- NGO Info
- Main Page
- About Us
- Activities
- Team Members
- Advisory Members
- Board Members
- Our Programs
- Social Media
- News Feed
- Color Picker
- Menu Design
- Reports
- SEO
- Profile
- Payments
- Analytics
- Preview


Contact Details

Address:

Google Maps Address (enter text as entered in Google Search Bar)

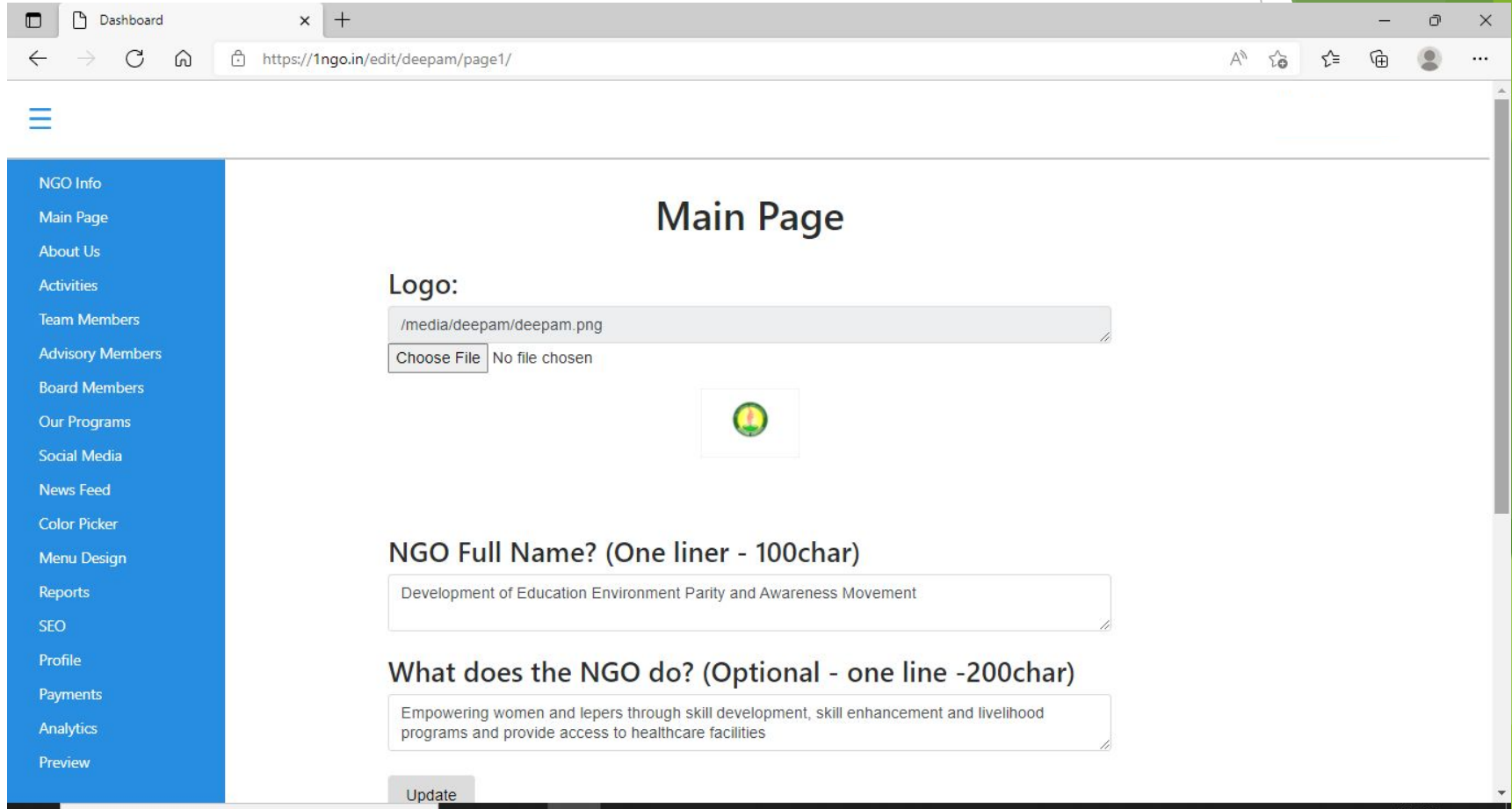
Contact:

Email:



MAIN PAGE

Click on Main Page, add the content and click on update button



The screenshot shows a web browser window with the URL <https://1ngo.in/edit/deepam/page1/>. The page title is "Main Page". On the left, there is a blue sidebar menu with the following items: NGO Info, Main Page, About Us, Activities, Team Members, Advisory Members, Board Members, Our Programs, Social Media, News Feed, Color Picker, Menu Design, Reports, SEO, Profile, Payments, Analytics, and Preview. The "Main Page" item is selected. The main content area contains the following fields:

- Logo:** A text input field containing `/media/deepam/deepam.png`. Below it is a "Choose File" button and the text "No file chosen". A small circular logo is displayed below the input field.
- NGO Full Name? (One liner - 100char):** A text input field containing "Development of Education Environment Parity and Awareness Movement".
- What does the NGO do? (Optional - one line -200char):** A text input field containing "Empowering women and lepers through skill development, skill enhancement and livelihood programs and provide access to healthcare facilities".
- Update:** A button at the bottom of the form.

To add an photo/video in the banner section: Click on Add an image/video Button

The screenshot shows a web browser window with a dashboard interface. The browser address bar shows the URL <https://1ngo.in/edit/deepam/page1/>. The dashboard has a dark sidebar with a menu containing items like 'NGO Info', 'Main Page', 'About Us', 'Activities', 'Team Members', 'Advisory Members', 'Board Members', 'Our Programs', 'Social Media', 'News Feed', 'Color Picker', 'Menu Design', 'Reports', 'SEO', 'Profile', 'Payments', 'Analytics', and 'Preview'. The main content area is titled 'What does' and contains a section for 'Image under Description:'. A modal window titled 'Modal Header' is open, showing a dropdown menu with 'Image' selected, a 'Choose File' button (with 'No file chosen' text), an 'Image Text' input field, and an 'Update' button. Below the modal, there is a table with columns 'SNO.', 'Type', 'Image', 'Video Link', and 'Delete'. The table contains three rows of data, each with a small image thumbnail. The Windows taskbar at the bottom shows the search bar, task view, and various application icons, along with system information: 31°C Partly sunny, 4:01 PM, 3/25/2022.

Dashboard

https://1ngo.in/edit/deepam/page1/

Jashosree Logout

Modal Header

Image

Image under Description:

Choose File No file chosen

Image Text

Update

Close

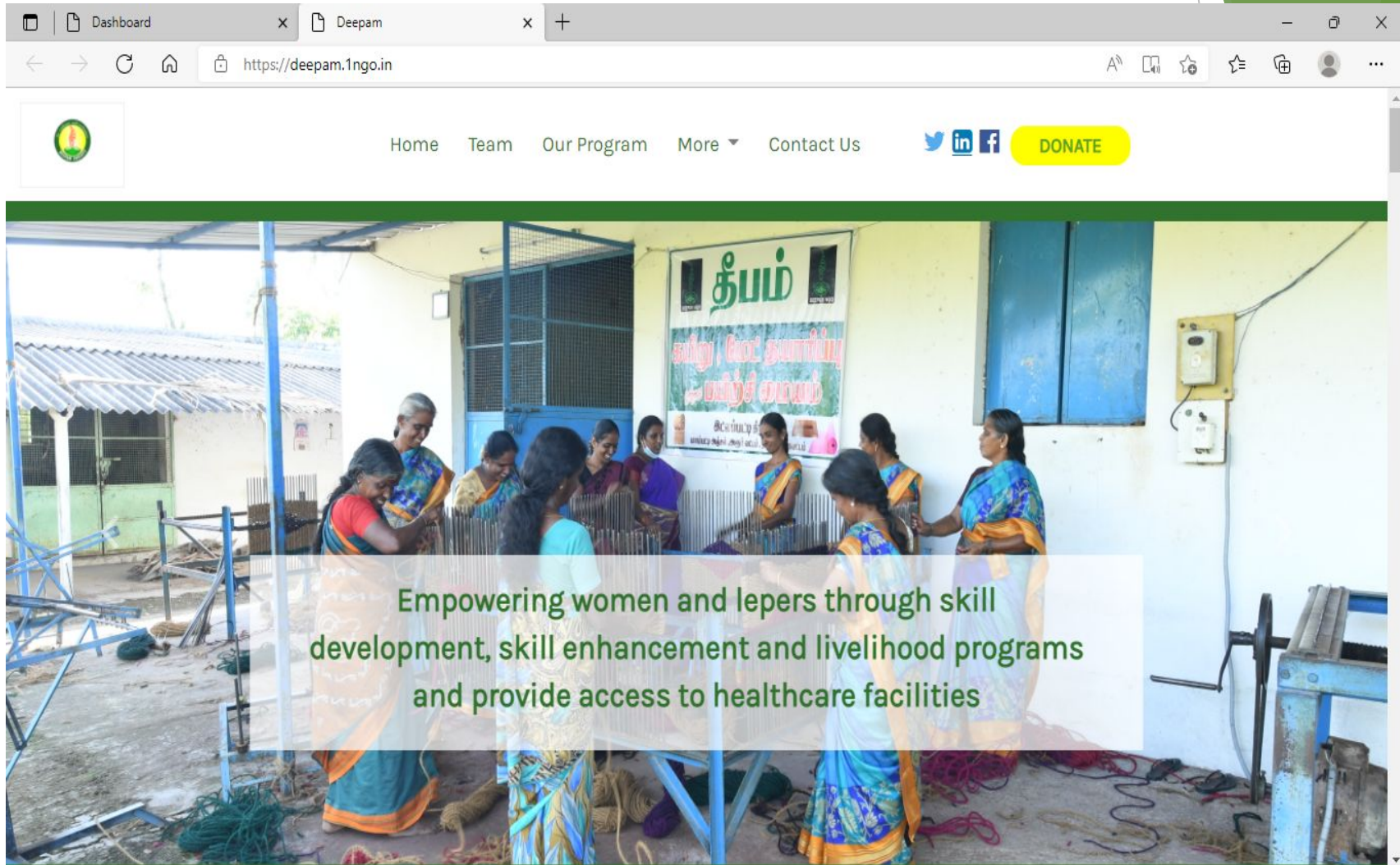
SNO.	Type	Image	Video Link	Delete
1	image		None	Delete
2	image		None	Delete
3	image		None	Delete

Type here to search

31°C Partly sunny

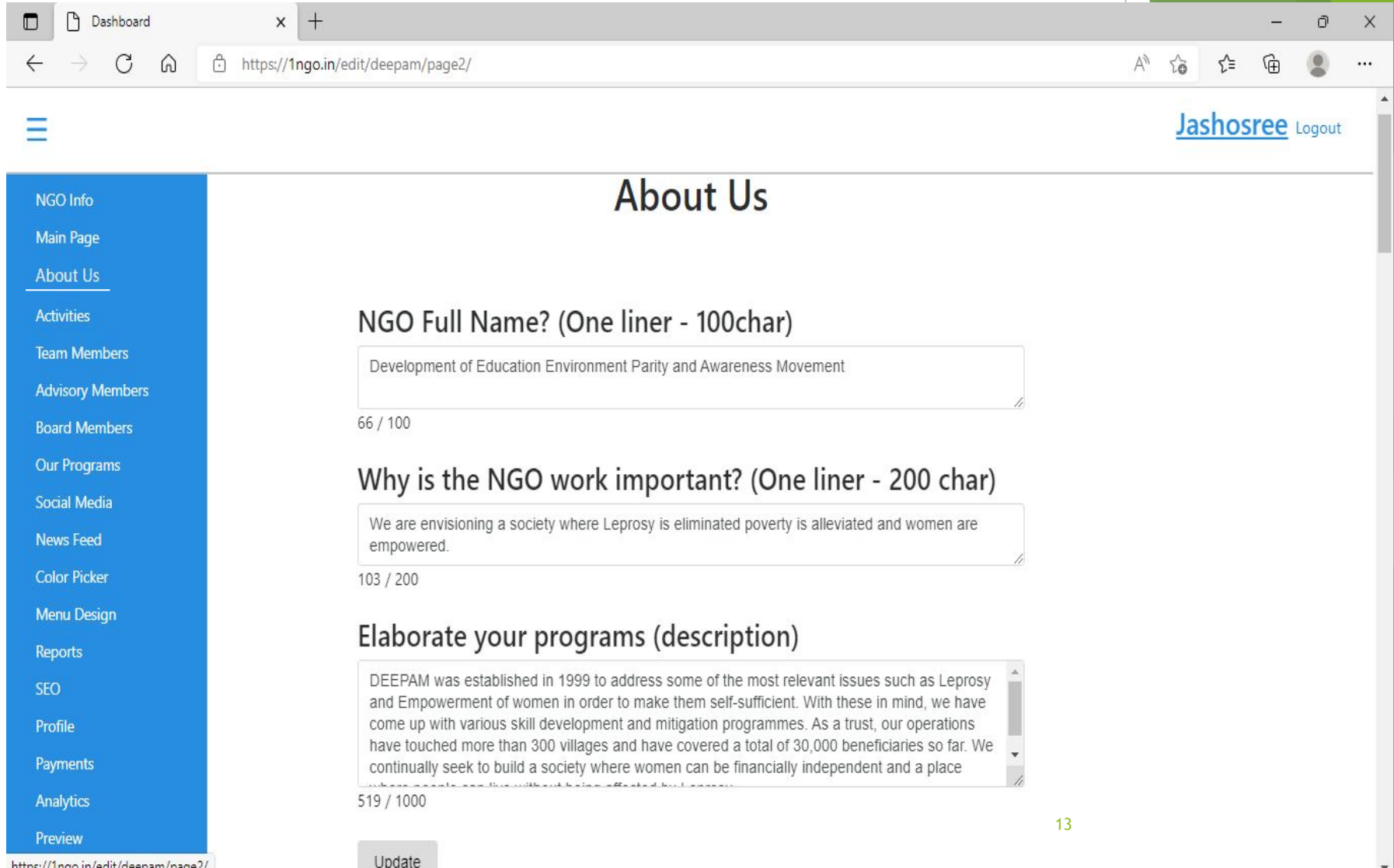
4:01 PM
3/25/2022

After uploading, check your organization URL (Ex: <https://deepam.1ngo.in>)



ABOUT US

Click on About us to add the content and update about your organisation

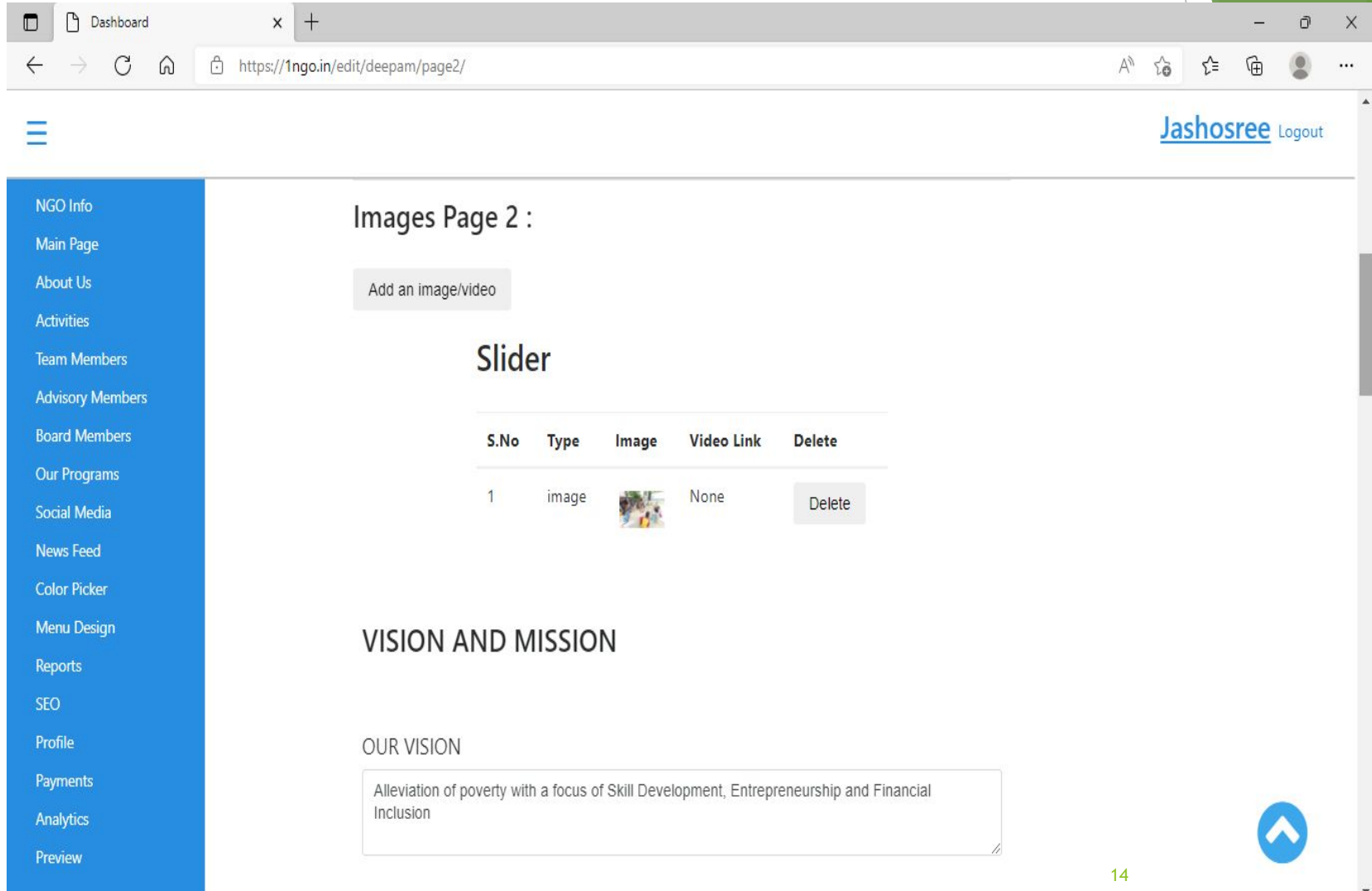


The screenshot shows a web browser window with the URL <https://1ngo.in/edit/deepam/page2/>. The page title is "About Us" and the user is logged in as "Jashosree". A blue sidebar on the left contains a menu with the following items: NGO Info, Main Page, About Us (highlighted), Activities, Team Members, Advisory Members, Board Members, Our Programs, Social Media, News Feed, Color Picker, Menu Design, Reports, SEO, Profile, Payments, Analytics, and Preview. The main content area has the heading "About Us" and three text input fields:

- NGO Full Name? (One liner - 100char)**
Development of Education Environment Parity and Awareness Movement
66 / 100
- Why is the NGO work important? (One liner - 200 char)**
We are envisioning a society where Leprosy is eliminated poverty is alleviated and women are empowered.
103 / 200
- Elaborate your programs (description)**
DEEPAM was established in 1999 to address some of the most relevant issues such as Leprosy and Empowerment of women in order to make them self-sufficient. With these in mind, we have come up with various skill development and mitigation programmes. As a trust, our operations have touched more than 300 villages and have covered a total of 30,000 beneficiaries so far. We continually seek to build a society where women can be financially independent and a place where people are living without being affected by Leprosy.
519 / 1000

An "Update" button is located at the bottom of the page.

Add the image to be seen in the about us section



The screenshot shows a web browser window with the URL <https://1ngo.in/edit/deepam/page2/>. The page title is "Images Page 2 :". There is a button labeled "Add an image/video". Below it is a "Slider" section with a table containing one row of data. The table has columns for S.No, Type, Image, Video Link, and Delete. The first row shows S.No: 1, Type: image, Image: a small thumbnail image, Video Link: None, and a Delete button. Below the table is a section titled "VISION AND MISSION" with a sub-section "OUR VISION" containing a text box with the text: "Alleviation of poverty with a focus of Skill Development, Entrepreneurship and Financial Inclusion". A blue arrow button is visible in the bottom right corner of the page.

Dashboard

https://1ngo.in/edit/deepam/page2/

Jashosree Logout

NGO Info

Main Page

About Us

Activities

Team Members

Advisory Members

Board Members

Our Programs

Social Media

News Feed

Color Picker

Menu Design

Reports

SEO

Profile

Payments


Analytics

Preview

Images Page 2 :

Add an image/video

Slider

S.No	Type	Image	Video Link	Delete
1	image		None	Delete

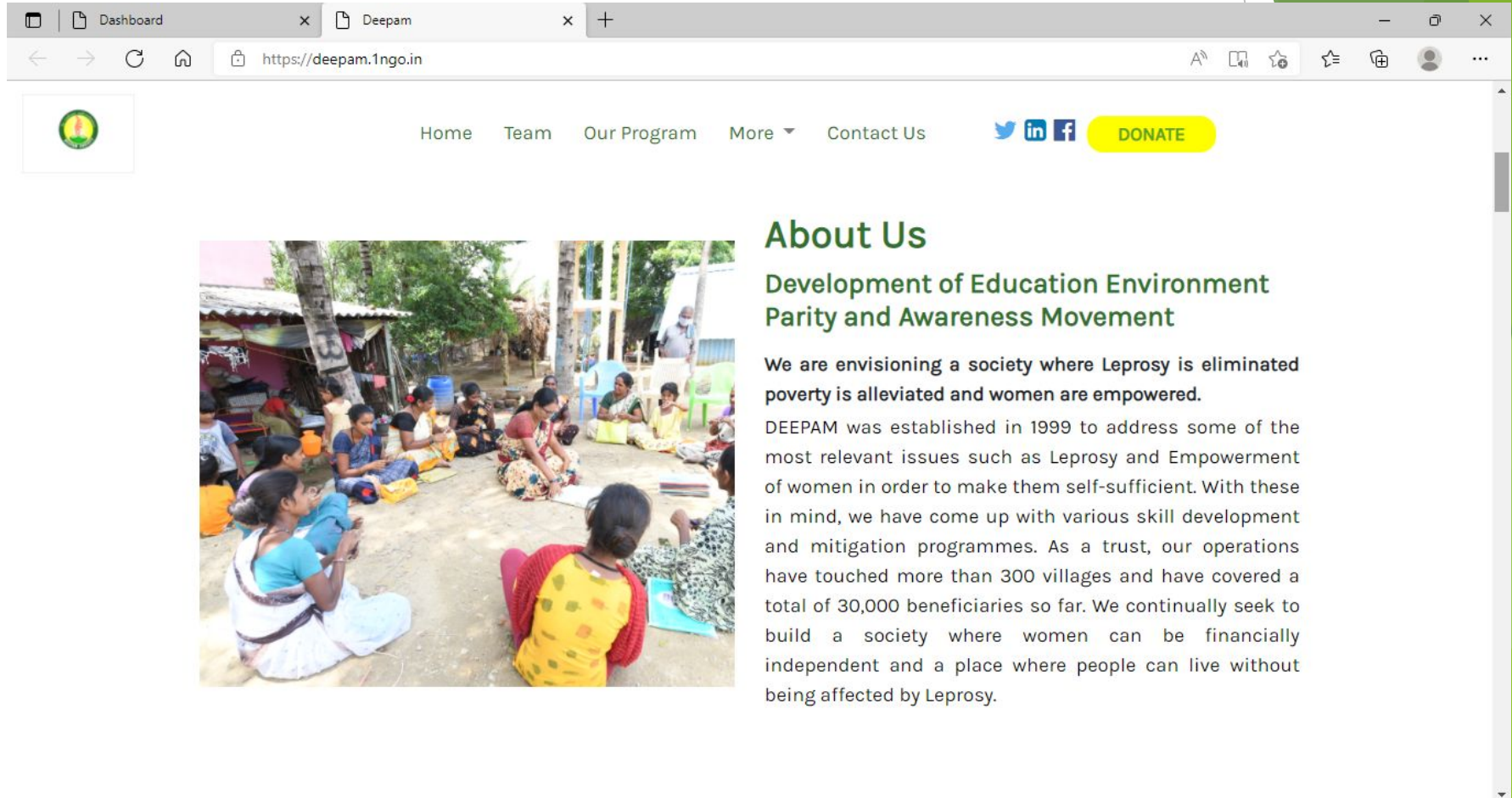
VISION AND MISSION

OUR VISION

Alleviation of poverty with a focus of Skill Development, Entrepreneurship and Financial Inclusion

14

Now check your organization URL to see the updated photo/content



Dashboard x Deepam x +

https://deepam.1ngo.in

Home Team Our Program More Contact Us

[Twitter](#) [LinkedIn](#) [Facebook](#) [DONATE](#)

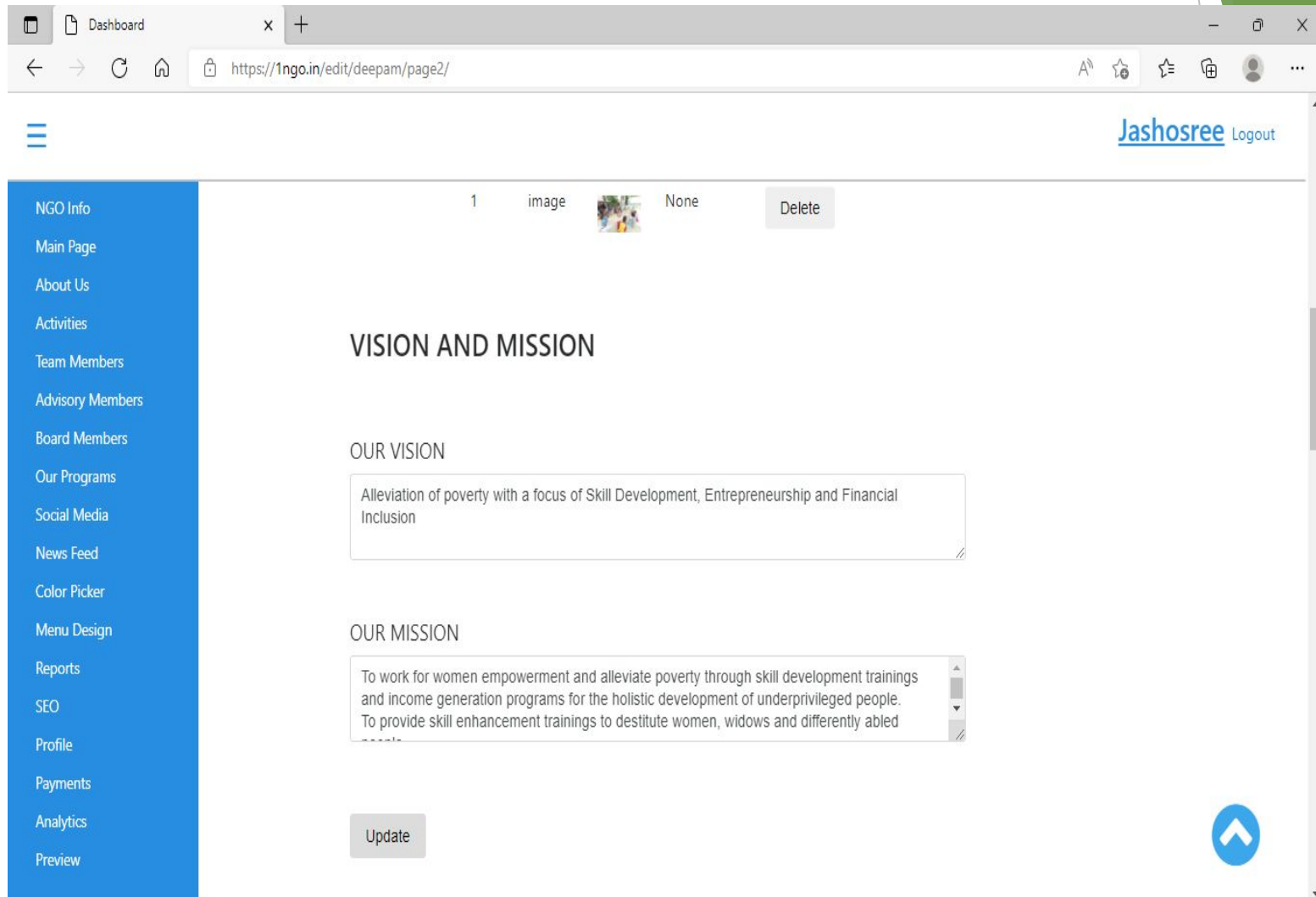
About Us

Development of Education Environment Parity and Awareness Movement

We are envisioning a society where Leprosy is eliminated poverty is alleviated and women are empowered.

DEEPAM was established in 1999 to address some of the most relevant issues such as Leprosy and Empowerment of women in order to make them self-sufficient. With these in mind, we have come up with various skill development and mitigation programmes. As a trust, our operations have touched more than 300 villages and have covered a total of 30,000 beneficiaries so far. We continually seek to build a society where women can be financially independent and a place where people can live without being affected by Leprosy.

Add VISION and MISSION



Dashboard x +
https://1ngo.in/edit/deepam/page2/

Jashosree Logout

1 image None Delete

VISION AND MISSION

OUR VISION

Alleviation of poverty with a focus of Skill Development, Entrepreneurship and Financial Inclusion

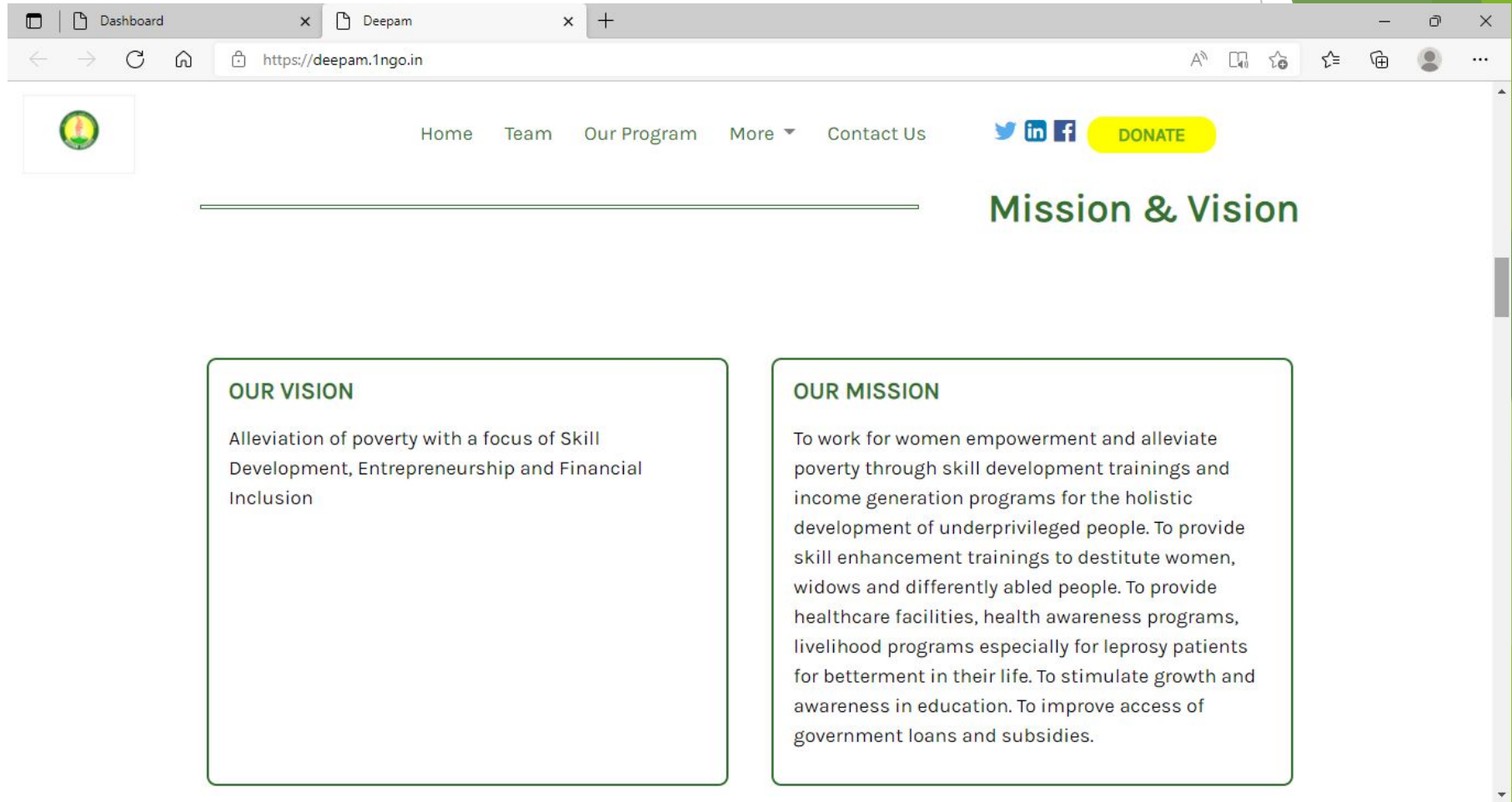
OUR MISSION

To work for women empowerment and alleviate poverty through skill development trainings and income generation programs for the holistic development of underprivileged people.
To provide skill enhancement trainings to destitute women, widows and differently abled people

Update

16

Now check from front end



The screenshot shows a web browser window with two tabs: 'Dashboard' and 'Deepam'. The address bar displays 'https://deepam.1ngo.in'. The website header includes a logo on the left, navigation links for 'Home', 'Team', 'Our Program', 'More', and 'Contact Us', social media icons for Twitter, LinkedIn, and Facebook, and a yellow 'DONATE' button. The main content area features a section titled 'Mission & Vision' with two columns: 'OUR VISION' and 'OUR MISSION'.

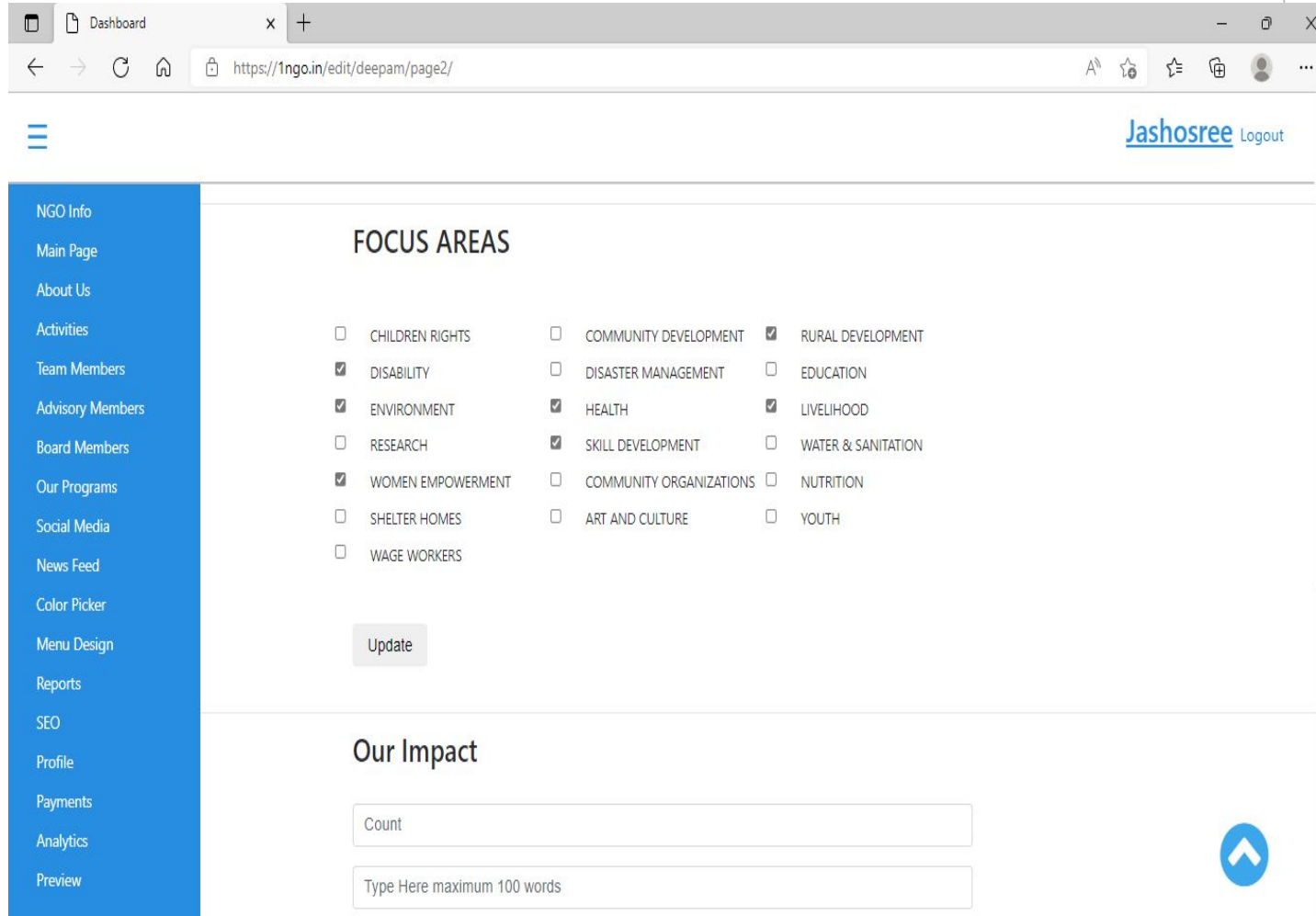
OUR VISION

Alleviation of poverty with a focus of Skill Development, Entrepreneurship and Financial Inclusion

OUR MISSION

To work for women empowerment and alleviate poverty through skill development trainings and income generation programs for the holistic development of underprivileged people. To provide skill enhancement trainings to destitute women, widows and differently abled people. To provide healthcare facilities, health awareness programs, livelihood programs especially for leprosy patients for betterment in their life. To stimulate growth and awareness in education. To improve access of government loans and subsidies.

Select the focus areas that your organisation is involved in and update



The screenshot shows a web browser window with the URL <https://1ngo.in/edit/deepam/page2/>. The page features a blue sidebar menu on the left with items like 'NGO Info', 'Main Page', 'About Us', 'Activities', 'Team Members', 'Advisory Members', 'Board Members', 'Our Programs', 'Social Media', 'News Feed', 'Color Picker', 'Menu Design', 'Reports', 'SEO', 'Profile', 'Payments', 'Analytics', and 'Preview'. The main content area is titled 'FOCUS AREAS' and contains a grid of 15 focus area options, each with a checkbox. The selected options are: CHILDREN RIGHTS, DISABILITY, ENVIRONMENT, WOMEN EMPOWERMENT, COMMUNITY DEVELOPMENT, HEALTH, SKILL DEVELOPMENT, RURAL DEVELOPMENT, EDUCATION, LIVELIHOOD, WATER & SANITATION, NUTRITION, and YOUTH. Below the grid is an 'Update' button. The bottom section is titled 'Our Impact' and has two input fields: 'Count' and 'Type Here maximum 100 words'. A blue arrow icon is visible in the bottom right corner of the page.

Dashboard x +
← → ↻ 🏠 <https://1ngo.in/edit/deepam/page2/> 🔍 ⭐ 📄 👤 ...
Jashosree Logout

FOCUS AREAS

<input type="checkbox"/> CHILDREN RIGHTS	<input type="checkbox"/> COMMUNITY DEVELOPMENT	<input checked="" type="checkbox"/> RURAL DEVELOPMENT
<input checked="" type="checkbox"/> DISABILITY	<input type="checkbox"/> DISASTER MANAGEMENT	<input type="checkbox"/> EDUCATION
<input checked="" type="checkbox"/> ENVIRONMENT	<input checked="" type="checkbox"/> HEALTH	<input checked="" type="checkbox"/> LIVELIHOOD
<input type="checkbox"/> RESEARCH	<input checked="" type="checkbox"/> SKILL DEVELOPMENT	<input type="checkbox"/> WATER & SANITATION
<input checked="" type="checkbox"/> WOMEN EMPOWERMENT	<input type="checkbox"/> COMMUNITY ORGANIZATIONS	<input type="checkbox"/> NUTRITION
<input type="checkbox"/> SHELTER HOMES	<input type="checkbox"/> ART AND CULTURE	<input type="checkbox"/> YOUTH
<input type="checkbox"/> WAGE WORKERS		

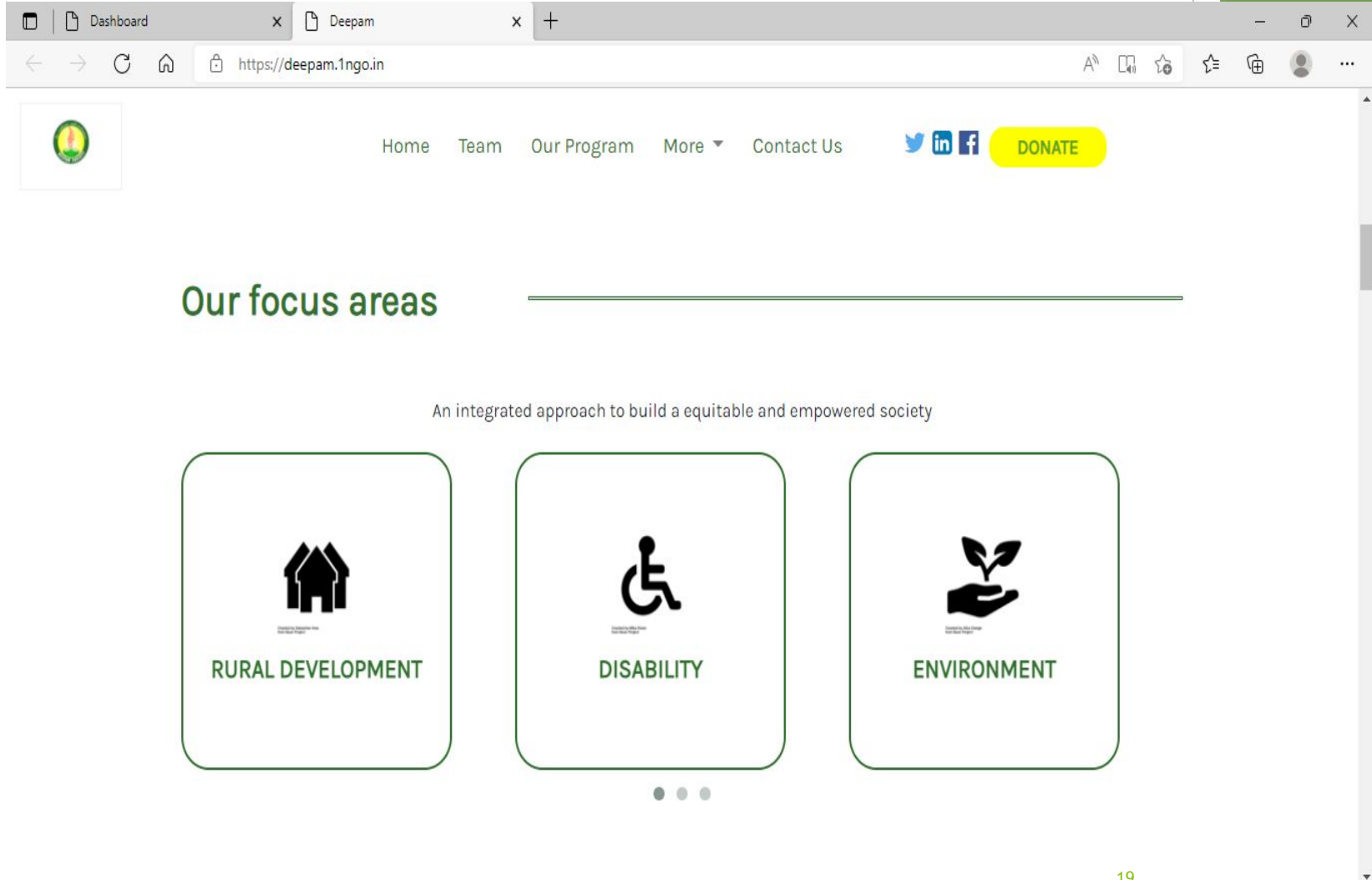
Update

Our Impact

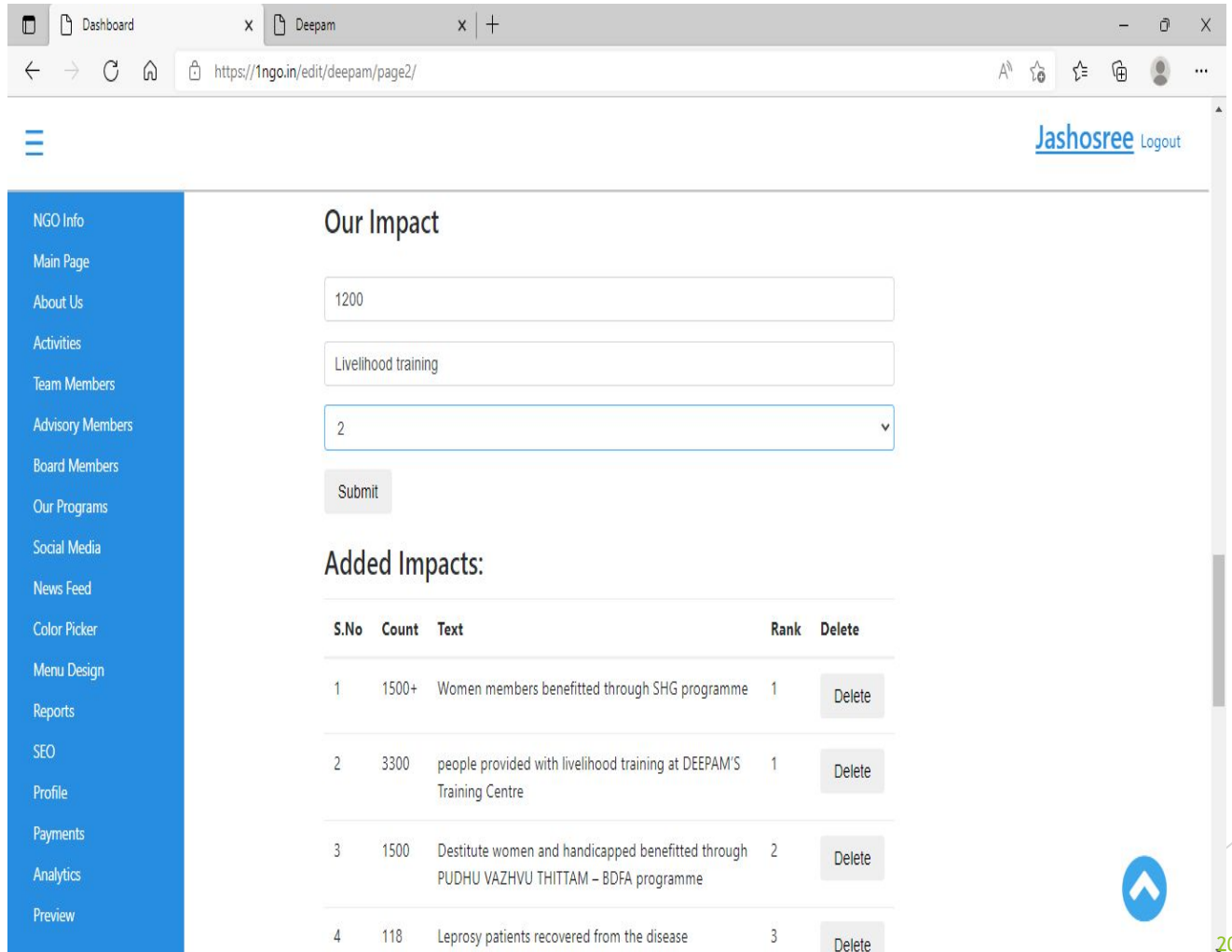
Count

Type Here maximum 100 words

Now check from front end



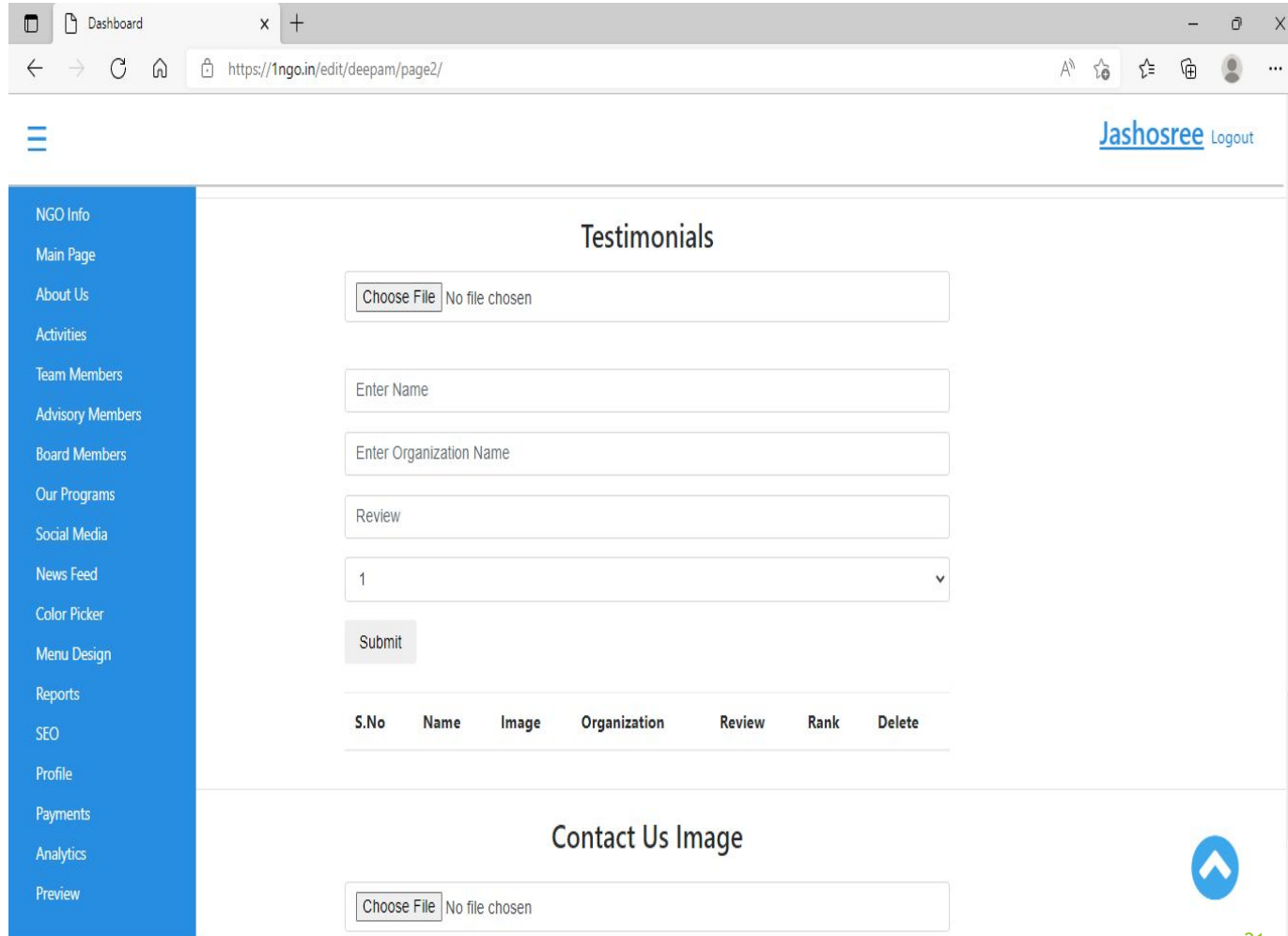
Fill the impact section with what your org has achieved and give the count in which they want to occur sequentially and update



The screenshot shows a web browser window with the URL <https://1ngo.in/edit/deepam/page2/>. The page title is "Our Impact". On the left is a blue sidebar menu with items: NGO Info, Main Page, About Us, Activities, Team Members, Advisory Members, Board Members, Our Programs, Social Media, News Feed, Color Picker, Menu Design, Reports, SEO, Profile, Payments, Analytics, and Preview. The main content area has a form with three input fields: a text box containing "1200", a text box containing "Livelihood training", and a dropdown menu containing "2". Below the form is a "Submit" button. Underneath the form is a section titled "Added Impacts:" followed by a table with columns: S.No, Count, Text, Rank, and Delete. The table contains four rows of impact data, each with a "Delete" button.

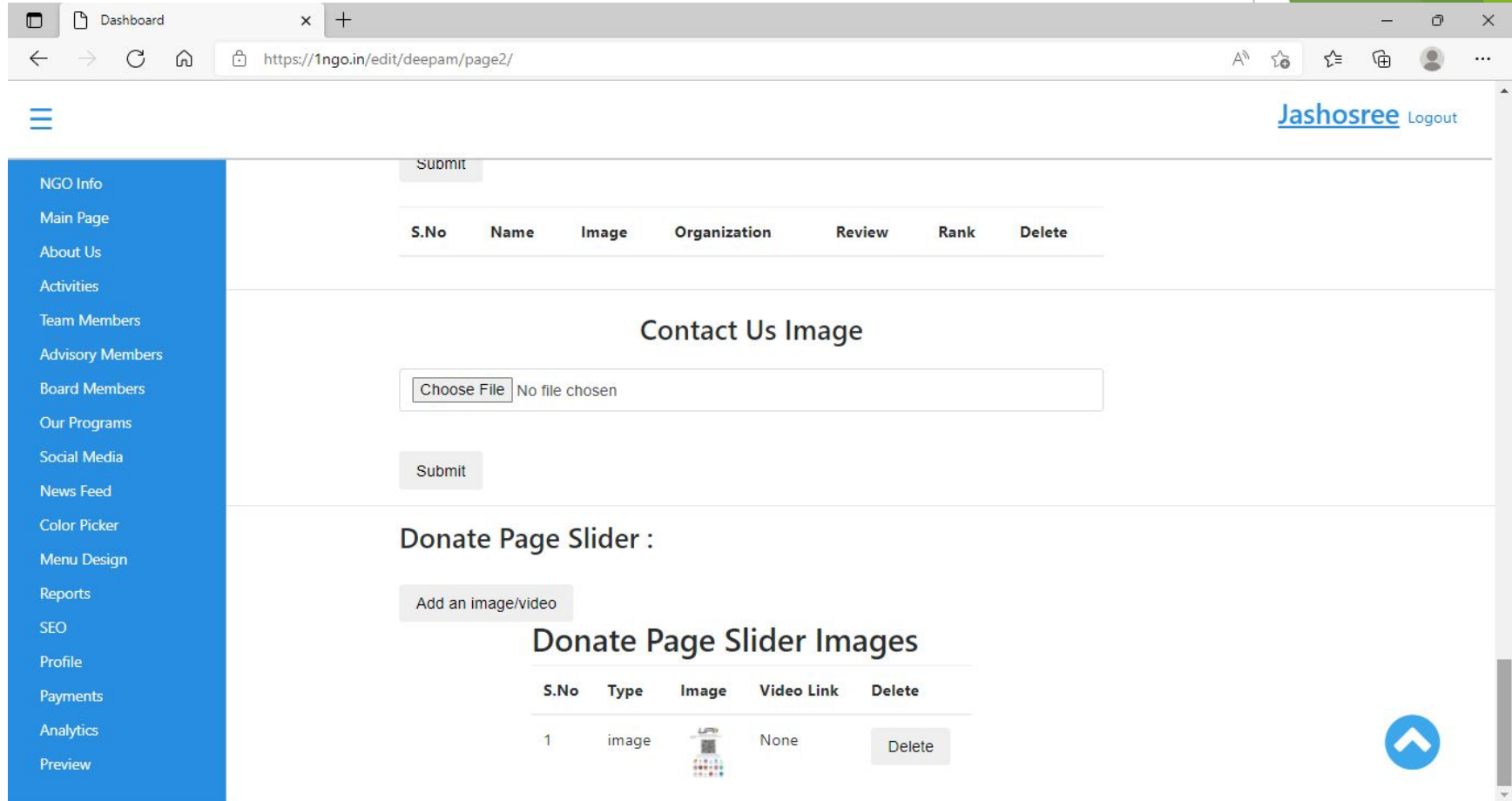
S.No	Count	Text	Rank	Delete
1	1500+	Women members benefitted through SHG programme	1	Delete
2	3300	people provided with livelihood training at DEEPAM'S Training Centre	1	Delete
3	1500	Destitute women and handicapped benefitted through PUDHU VAZHUVU THITTAM – BDFA programme	2	Delete
4	118	Leprosy patients recovered from the disease	3	Delete

If there are any testimonials from an individual or an org, fill in the details



The screenshot shows a web application interface for managing testimonials. The browser address bar indicates the URL is <https://1ngo.in/edit/deepam/page2/>. The user is logged in as 'Jashosree' and can click 'Logout'. The sidebar on the left lists various navigation options: NGO Info, Main Page, About Us, Activities, Team Members, Advisory Members, Board Members, Our Programs, Social Media, News Feed, Color Picker, Menu Design, Reports, SEO, Profile, Payments, Analytics, and Preview. The main content area is titled 'Testimonials' and contains a form with the following fields: a file upload button labeled 'Choose File' (with 'No file chosen' text), an 'Enter Name' text input, an 'Enter Organization Name' text input, a 'Review' text input, and a dropdown menu currently showing '1'. A 'Submit' button is located below the form. Below the form is a table with the following columns: S.No, Name, Image, Organization, Review, Rank, and Delete. The table is currently empty. Below the testimonials section is a 'Contact Us Image' section with a file upload button labeled 'Choose File' (with 'No file chosen' text). A blue circular button with an upward-pointing arrow is located in the bottom right corner of the main content area.


Upload the image that you wish to appear in the contact us section



The screenshot shows a web browser window with the URL <https://1ngo.in/edit/deepam/page2/>. The page is titled "Dashboard" and has a user named "Jashosree" logged in. A blue sidebar on the left contains a menu with the following items: NGO Info, Main Page, About Us, Activities, Team Members, Advisory Members, Board Members, Our Programs, Social Media, News Feed, Color Picker, Menu Design, Reports, SEO, Profile, Payments, Analytics, and Preview.

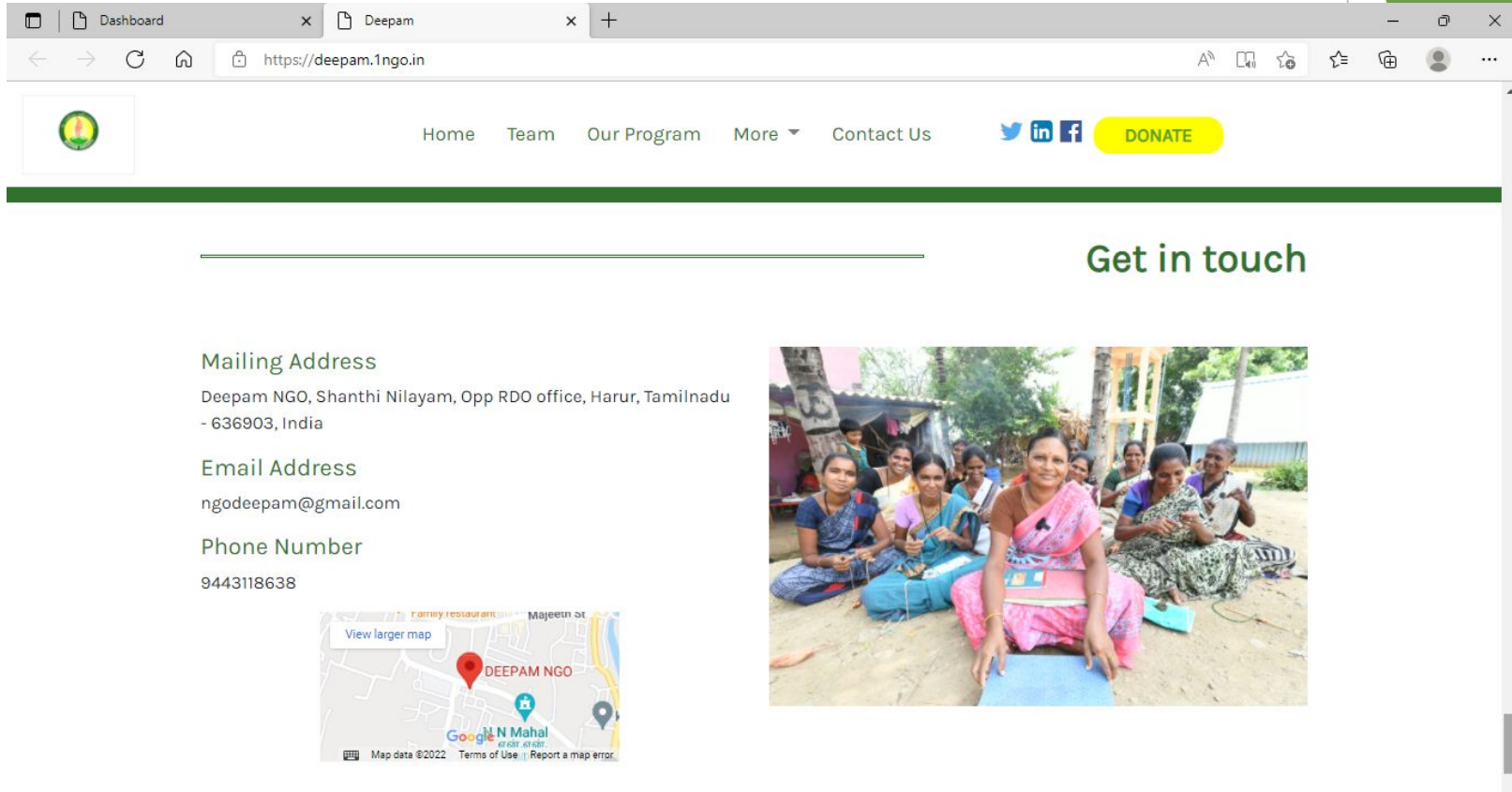
The main content area is divided into sections. The first section is titled "Contact Us Image" and contains a "Submit" button at the top. Below it is a table with the following columns: S.No, Name, Image, Organization, Review, Rank, and Delete. The table is currently empty.

The second section is titled "Donate Page Slider :" and contains an "Add an image/video" button. Below this is a table titled "Donate Page Slider Images" with the following columns: S.No, Type, Image, Video Link, and Delete. The table contains one row with the following data:

S.No	Type	Image	Video Link	Delete
1	image		None	Delete

A blue circular button with a white arrow pointing up is located in the bottom right corner of the dashboard.

Now check from front end



The screenshot shows a web browser window with the URL <https://deepam.1ngo.in>. The website features a navigation menu with links for Home, Team, Our Program, More, and Contact Us. There are also social media icons for Twitter, LinkedIn, and Facebook, and a yellow DONATE button. The main content area is titled "Get in touch" and includes the following information:


Mailing Address
Deepam NGO, Shanthi Nilayam, Opp RDO office, Harur, Tamilnadu - 636903, India

Email Address
ngodeepam@gmail.com

Phone Number
9443118638

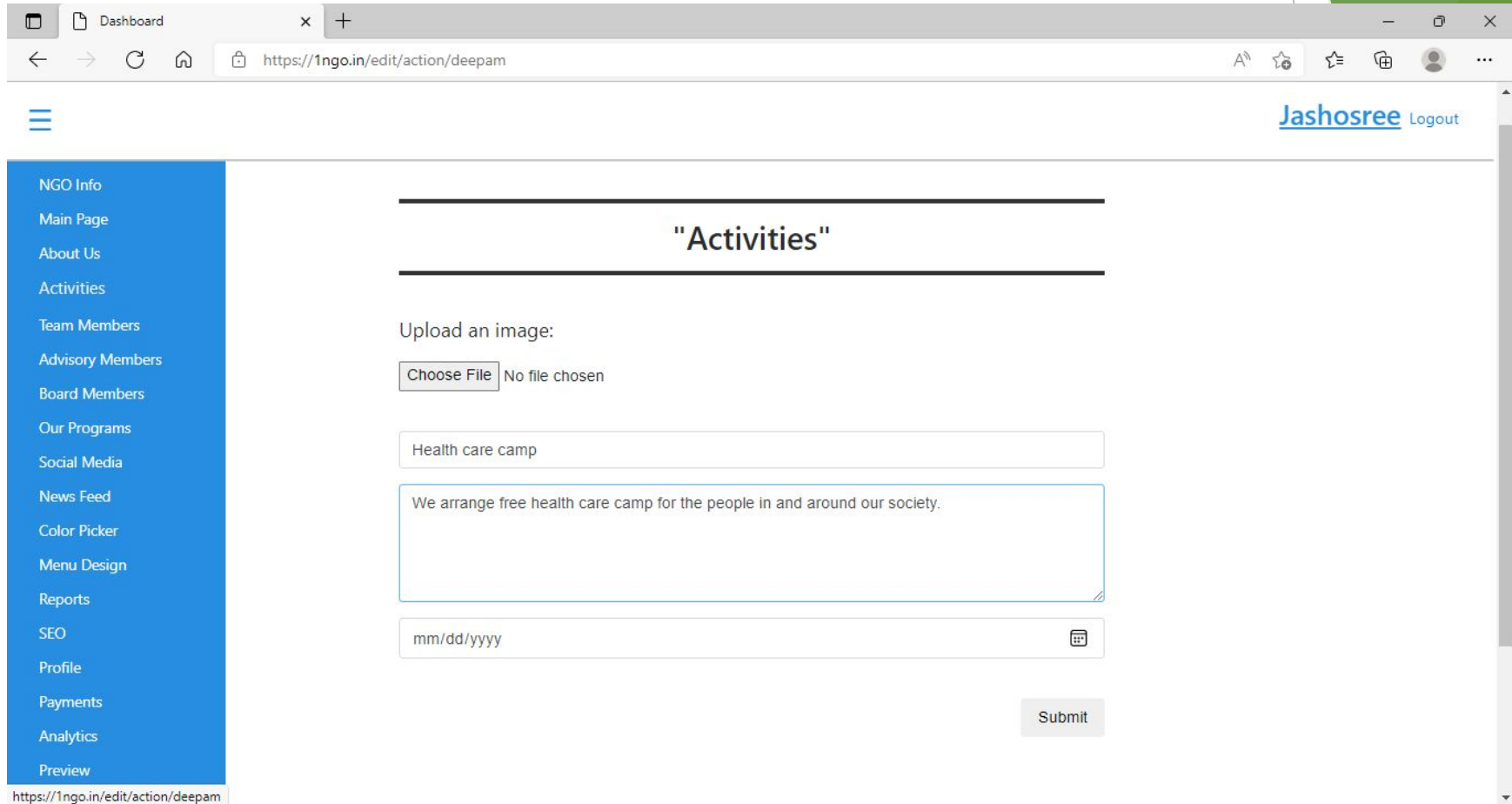
A Google Map is embedded, showing the location of DEEPAM NGO. The map includes a red pin and a blue location marker. The map data is from 2022.

Get in touch



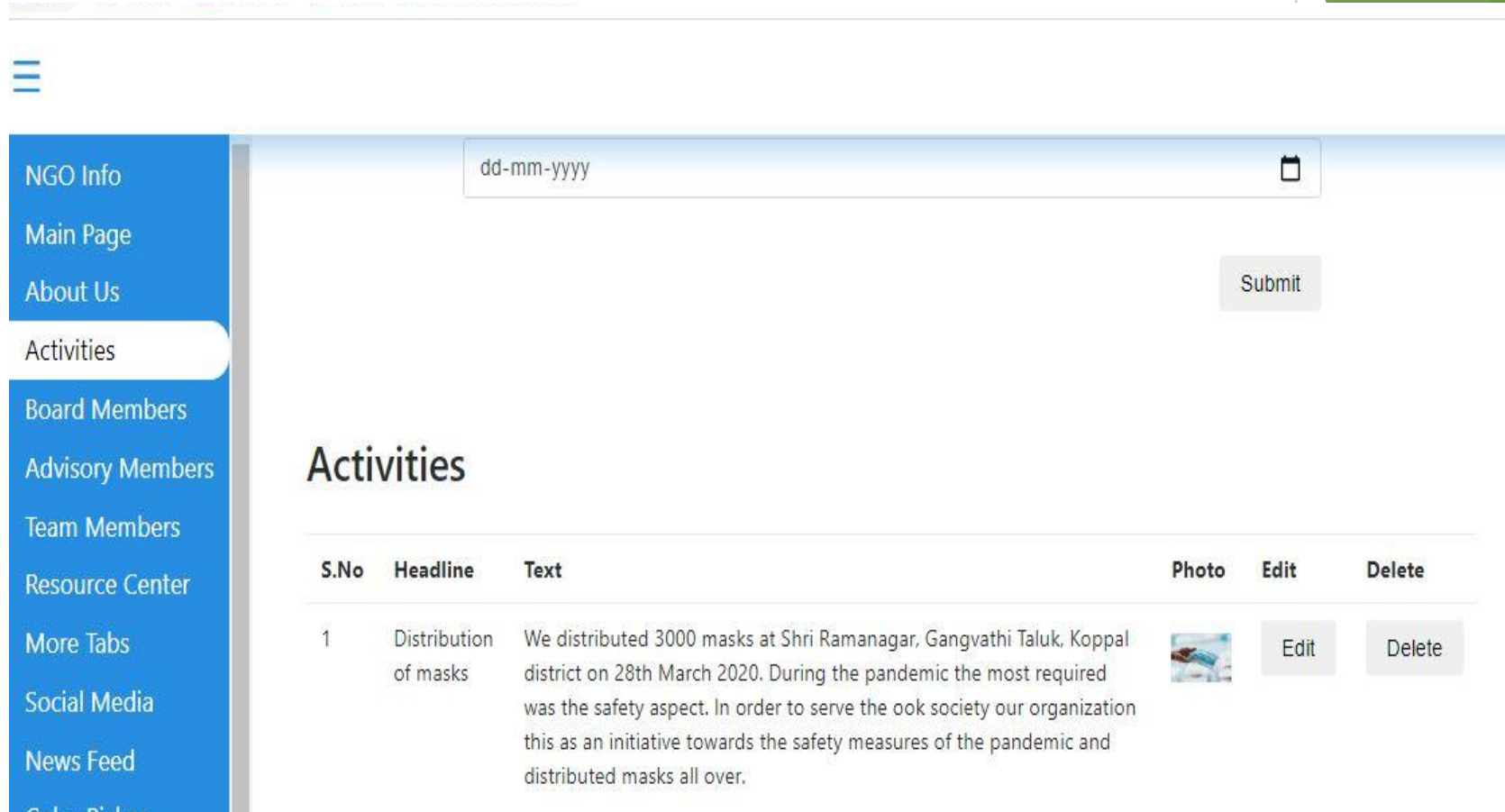
ACTIVITIES

Click on **Activities**, upload image with the content and date. Then **SUBMIT**




The screenshot shows a web browser window with the URL <https://1ngo.in/edit/action/deepam>. The page features a blue sidebar menu on the left with the following items: NGO Info, Main Page, About Us, **Activities**, Team Members, Advisory Members, Board Members, Our Programs, Social Media, News Feed, Color Picker, Menu Design, Reports, SEO, Profile, Payments, Analytics, and Preview. The main content area is titled "Activities" and contains the following form elements: an "Upload an image:" label, a "Choose File" button (with "No file chosen" text), a text input field containing "Health care camp", a larger text area containing "We arrange free health care camp for the people in and around our society.", a date input field with the placeholder "mm/dd/yyyy" and a calendar icon, and a "Submit" button.

You can edit/delete the activities from backend

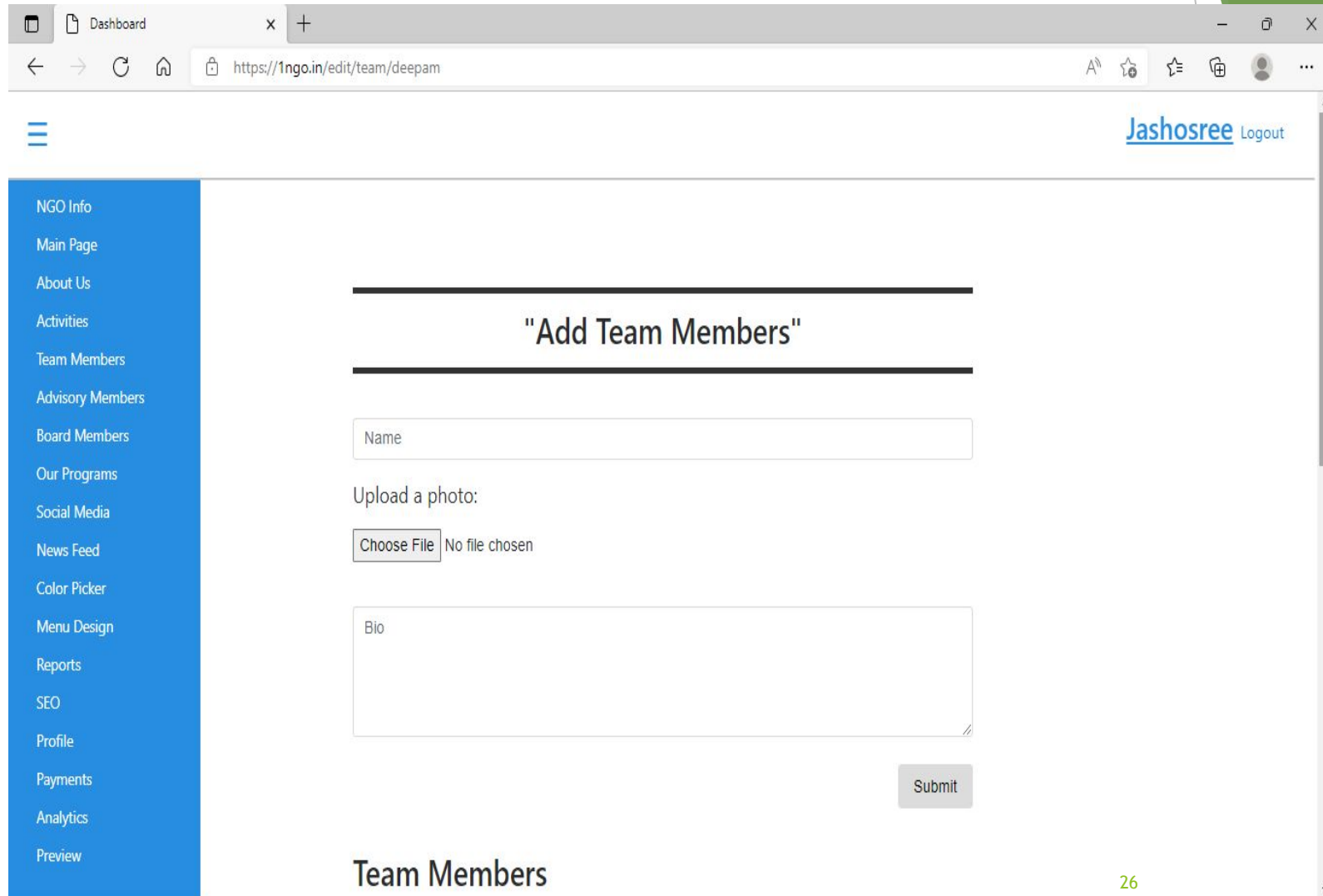


The screenshot shows a web application interface for managing activities. On the left is a blue sidebar menu with the following items: NGO Info, Main Page, About Us, Activities (highlighted), Board Members, Advisory Members, Team Members, Resource Center, More Tabs, Social Media, News Feed, and Calendar. The main content area has a date input field with the placeholder 'dd-mm-yyyy' and a calendar icon, and a 'Submit' button. Below this is a section titled 'Activities' containing a table with columns for S.No, Headline, Text, Photo, Edit, and Delete. One activity is listed with the headline 'Distribution of masks' and a detailed description of mask distribution in Koppal district on March 28, 2020. The 'Edit' and 'Delete' buttons for this activity are visible.

S.No	Headline	Text	Photo	Edit	Delete
1	Distribution of masks	We distributed 3000 masks at Shri Ramanagar, Gangvathi Taluk, Koppal district on 28th March 2020. During the pandemic the most required was the safety aspect. In order to serve the ook society our organization this as an initiative towards the safety measures of the pandemic and distributed masks all over.		Edit	Delete

TEAM MEMBERS

Click on Team Members, Add the required info and then submit



The screenshot shows a web browser window with the URL <https://1ngo.in/edit/team/deepam>. The page features a blue sidebar menu on the left with the following items: NGO Info, Main Page, About Us, Activities, Team Members, Advisory Members, Board Members, Our Programs, Social Media, News Feed, Color Picker, Menu Design, Reports, SEO, Profile, Payments, Analytics, and Preview. The 'Team Members' item is highlighted. The main content area is titled "Add Team Members" and contains a form with the following fields: a text input for "Name", an "Upload a photo:" section with a "Choose File" button and "No file chosen" text, and a larger text area for "Bio". A "Submit" button is located at the bottom right of the form. The page footer includes the text "Team Members" and the number "26".

Dashboard x +
← → ↻ 🏠 🔒 https://1ngo.in/edit/team/deepam 🔍 ⭐ 📄 👤 ⋮

[Jashosree](#) Logout

NGO Info
Main Page
About Us
Activities
Team Members
Advisory Members
Board Members
Our Programs
Social Media
News Feed
Color Picker
Menu Design
Reports
SEO
Profile
Payments
Analytics
Preview

"Add Team Members"

Name

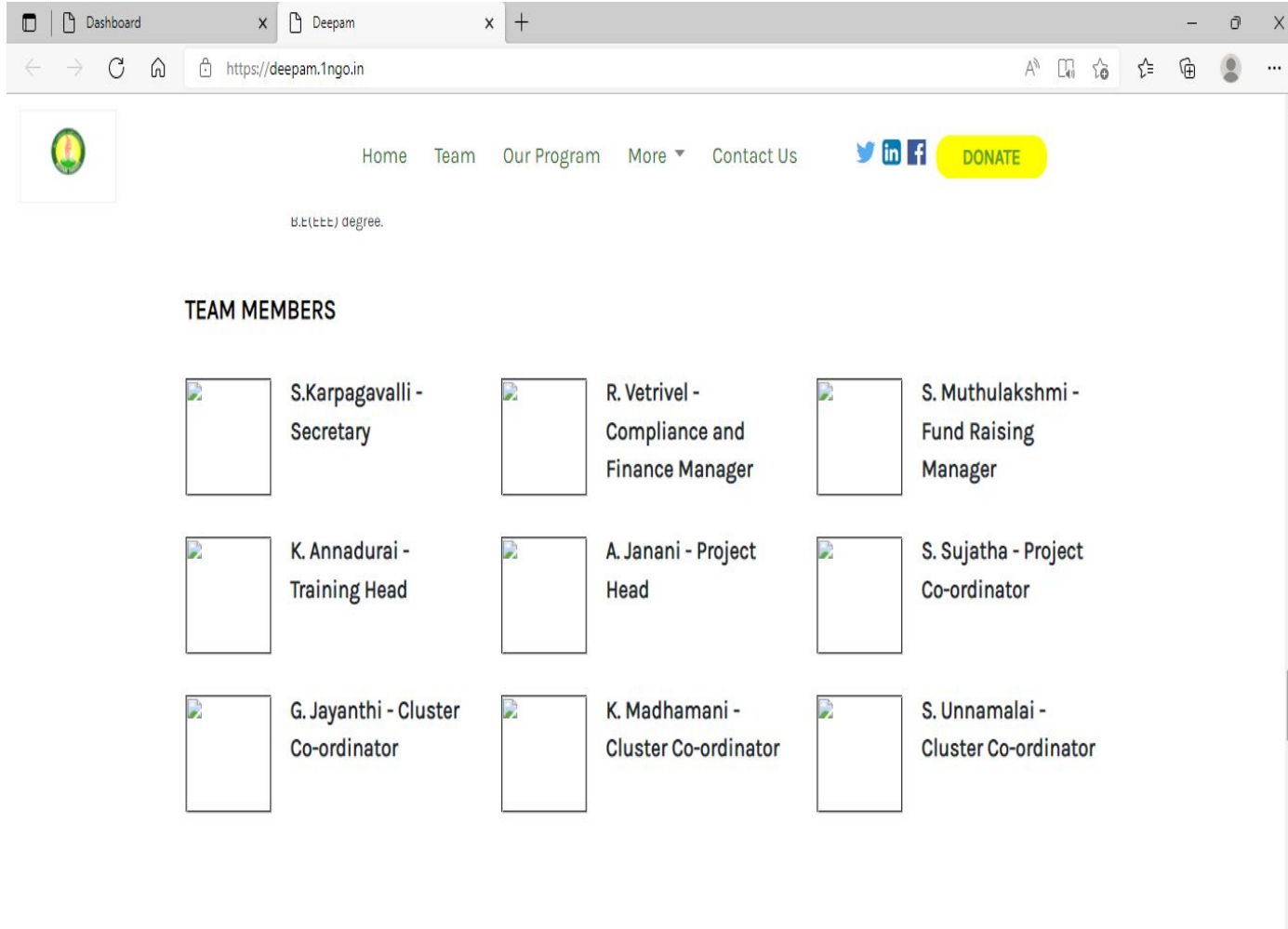
Upload a photo:
 No file chosen

Bio

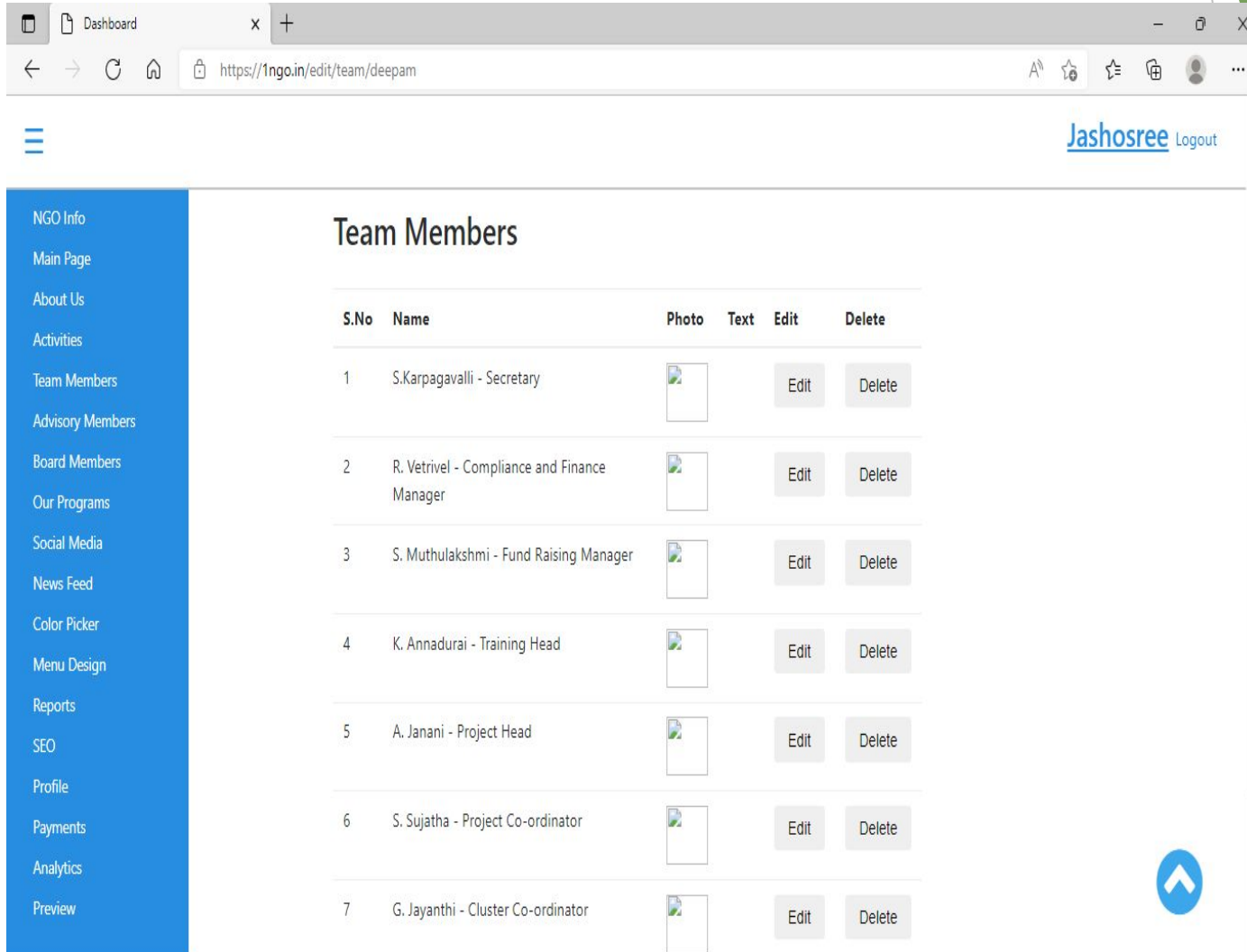
Team Members

26








Check from Front End



You can edit/ delete from the Back-end

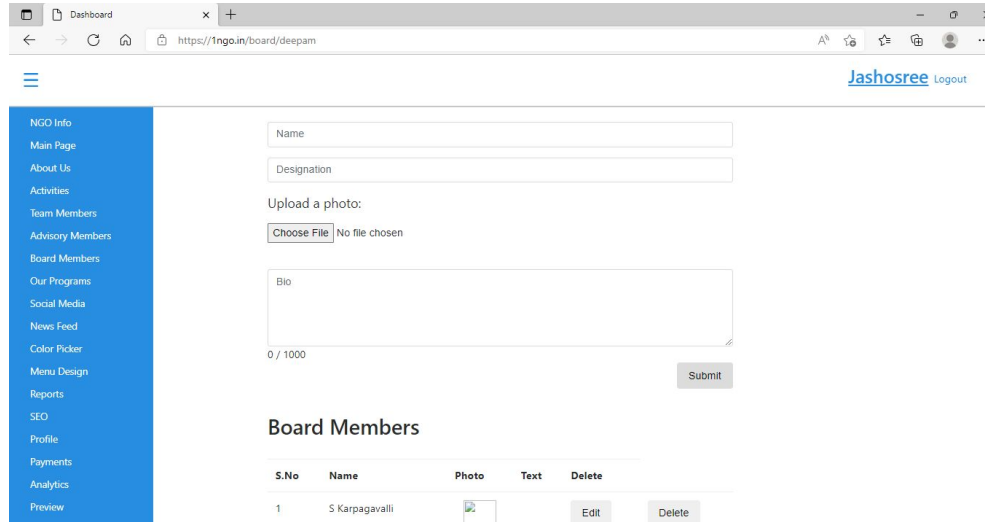


The screenshot shows a web browser window with the URL <https://1ngo.in/edit/team/deepam>. The page title is "Team Members". On the left is a blue sidebar menu with the following items: NGO Info, Main Page, About Us, Activities, Team Members (highlighted), Advisory Members, Board Members, Our Programs, Social Media, News Feed, Color Picker, Menu Design, Reports, SEO, Profile, Payments, Analytics, and Preview. The main content area displays a table of team members with columns for S.No, Name, Photo, Text, Edit, and Delete. There are 7 team members listed, each with an "Edit" and "Delete" button. A blue "Back to Top" button is visible in the bottom right corner of the page content.

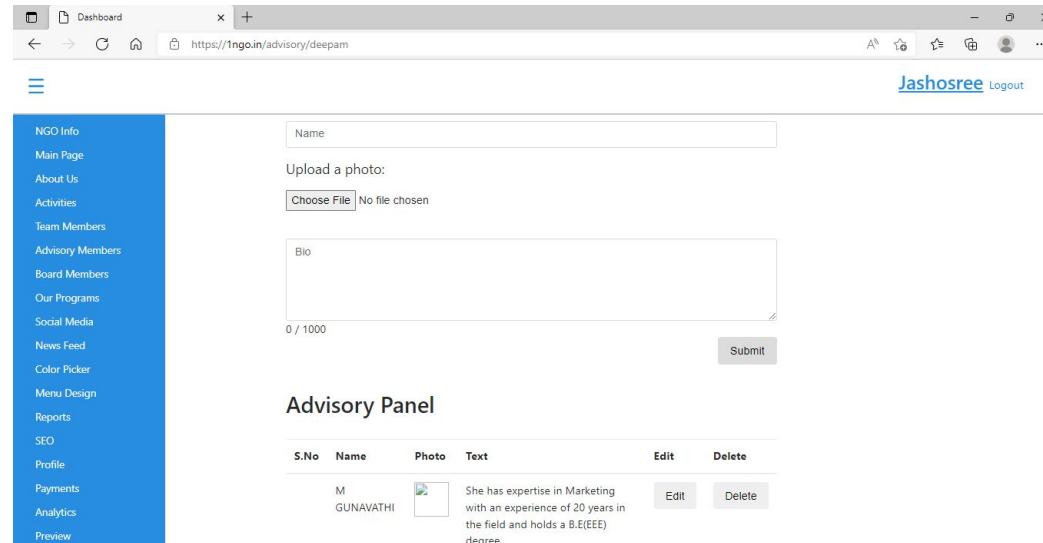
S.No	Name	Photo	Text	Edit	Delete
1	S.Karpagavalli - Secretary			Edit	Delete
2	R. Vetrivel - Compliance and Finance Manager			Edit	Delete
3	S. Muthulakshmi - Fund Raising Manager			Edit	Delete
4	K. Annadurai - Training Head			Edit	Delete
5	A. Janani - Project Head			Edit	Delete
6	S. Sujatha - Project Co-ordinator			Edit	Delete
7	G. Jayanthi - Cluster Co-ordinator			Edit	Delete

BOARD/ADVISORY MEMBERS

Like Team members, you can also update board and advisory section



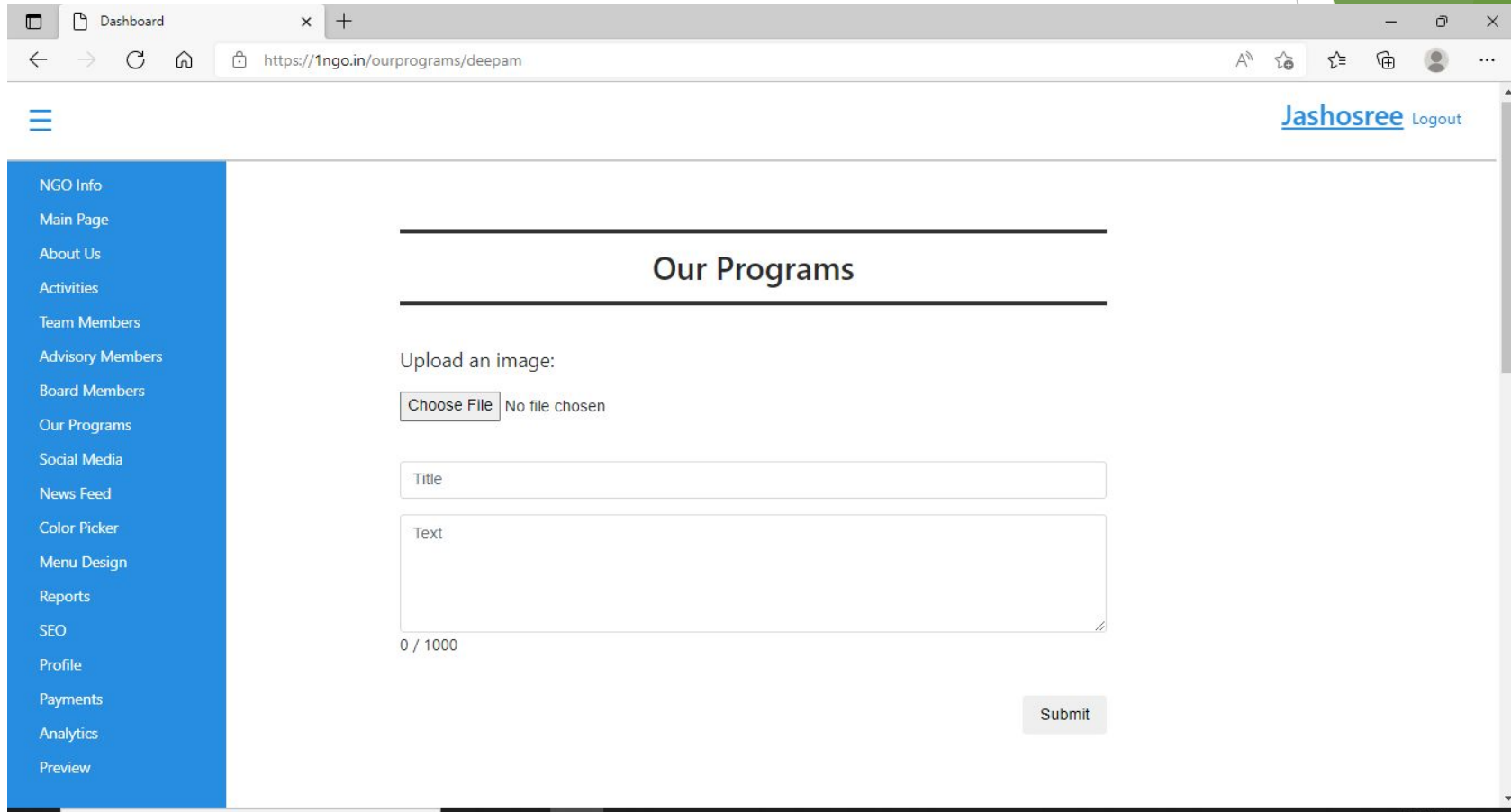
The screenshot shows a web browser window with the URL <https://1ngo.in/board/deepam>. The page features a blue sidebar menu on the left with options like 'NGO Info', 'Main Page', 'About Us', 'Activities', 'Team Members', 'Advisory Members', 'Board Members', 'Our Programs', 'Social Media', 'News Feed', 'Color Picker', 'Menu Design', 'Reports', 'SEO', 'Profile', 'Payments', 'Analytics', and 'Preview'. The main content area has a form for adding a board member with fields for 'Name', 'Designation', 'Bio' (with a 1000-character limit), and a 'Choose File' button for a photo. A 'Submit' button is at the bottom right. Below the form is a table titled 'Board Members' with columns for 'S.No', 'Name', 'Photo', 'Text', and 'Delete'. One member is listed: S. No. 1, Name S Karpagavalli, with 'Edit' and 'Delete' buttons.



The screenshot shows a web browser window with the URL <https://1ngo.in/advisory/deepam>. The layout is identical to the Board Members page, but the table is titled 'Advisory Panel'. The table has columns for 'S.No', 'Name', 'Photo', 'Text', 'Edit', and 'Delete'. One advisory member is listed: S.No M, Name GUNAVATHI, with a photo icon and a text description: 'She has expertise in Marketing with an experience of 20 years in the field and holds a B.E(EEE) degree.' 'Edit' and 'Delete' buttons are present for this entry.

OUR PROGRAMS

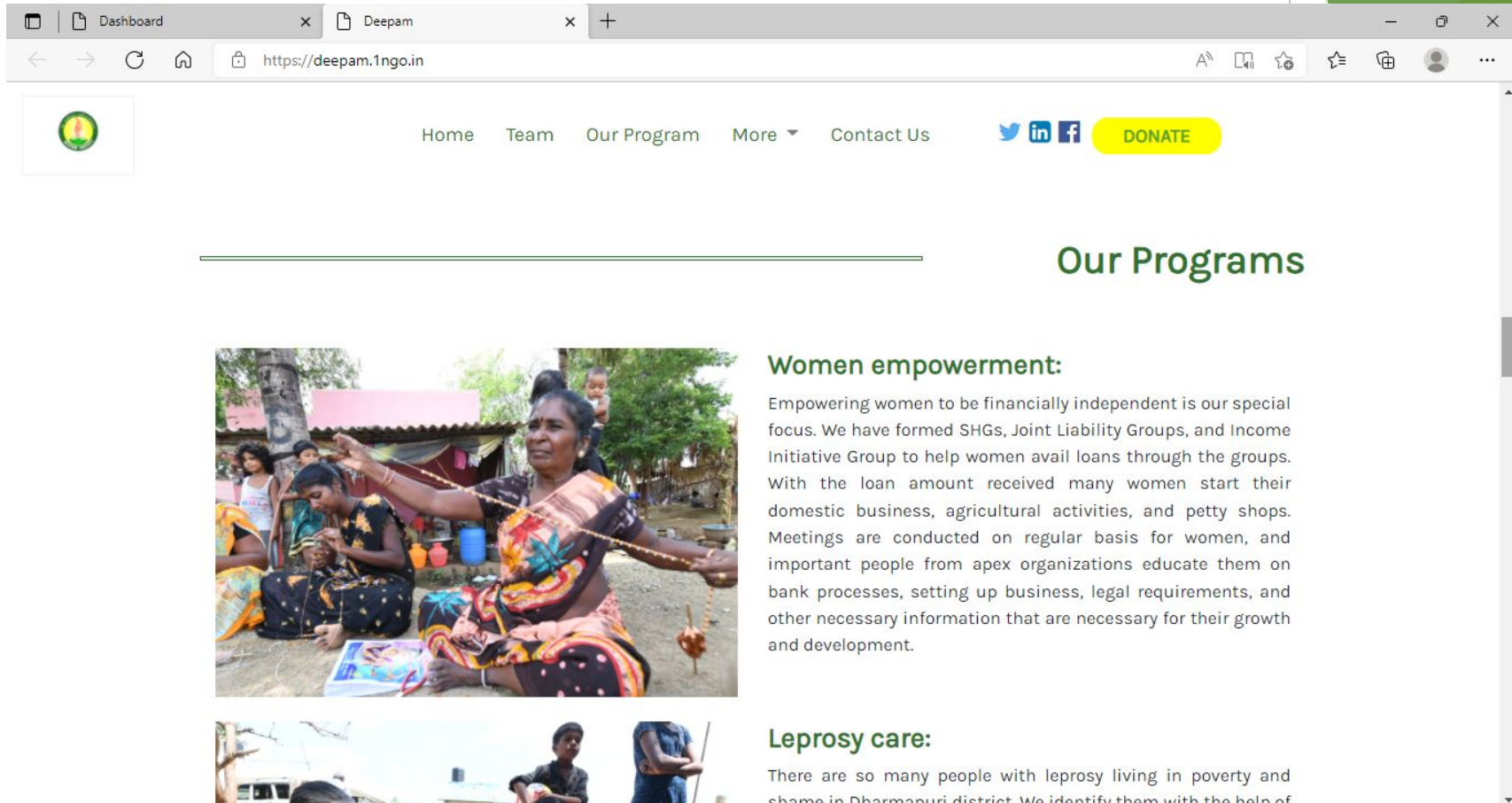
Click on Our Programs. Add the image and content, then SUBMIT



The screenshot shows a web browser window with the URL <https://1ngo.in/ourprograms/deepam>. The page title is "Our Programs". On the left, there is a blue sidebar menu with the following items: NGO Info, Main Page, About Us, Activities, Team Members, Advisory Members, Board Members, Our Programs, Social Media, News Feed, Color Picker, Menu Design, Reports, SEO, Profile, Payments, Analytics, and Preview. The "Our Programs" item is highlighted. The main content area contains the following form elements:

- A header section with the title "Our Programs" between two horizontal lines.
- The text "Upload an image:" followed by a "Choose File" button and the text "No file chosen".
- A text input field labeled "Title".
- A larger text area labeled "Text" with a character count "0 / 1000" at the bottom left.
- A "Submit" button at the bottom right.

Now you can check from the Front End



The screenshot shows a web browser window with two tabs: 'Dashboard' and 'Deepam'. The address bar shows 'https://deepam.1ngo.in'. The website header includes a logo, navigation links for 'Home', 'Team', 'Our Program', 'More', and 'Contact Us', social media icons for Twitter, LinkedIn, and Facebook, and a yellow 'DONATE' button. The main content area features a section titled 'Our Programs' with two sub-sections: 'Women empowerment:' and 'Leprosy care:'. The 'Women empowerment:' section includes a large image of women in a rural setting and a text block describing the program. The 'Leprosy care:' section includes a smaller image and a text block.

Our Programs

Women empowerment:

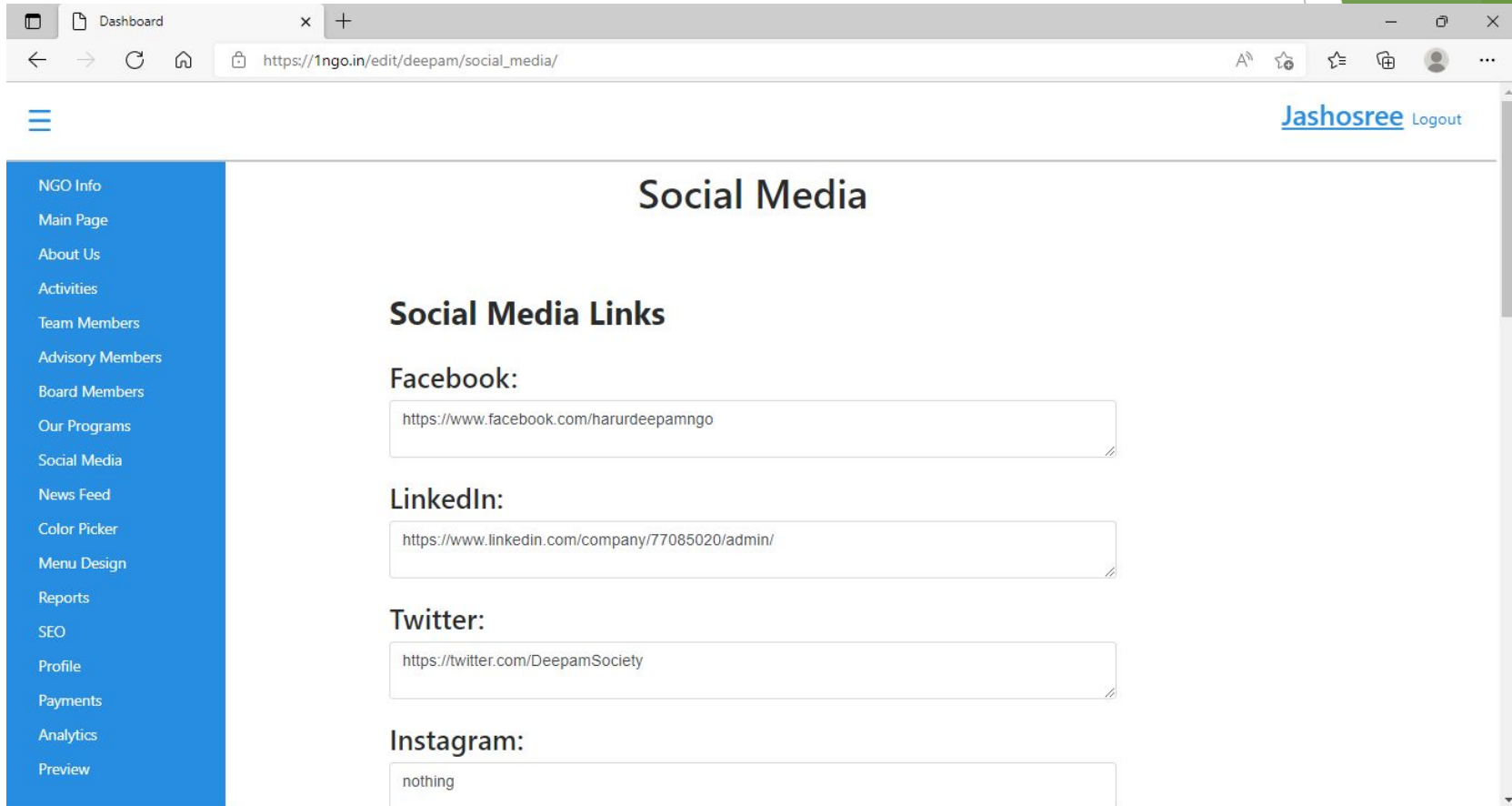
Empowering women to be financially independent is our special focus. We have formed SHGs, Joint Liability Groups, and Income Initiative Group to help women avail loans through the groups. With the loan amount received many women start their domestic business, agricultural activities, and petty shops. Meetings are conducted on regular basis for women, and important people from apex organizations educate them on bank processes, setting up business, legal requirements, and other necessary information that are necessary for their growth and development.

Leprosy care:

There are so many people with leprosy living in poverty and shame in Dharmanuri district. We identify them with the help of

SOCIAL MEDIA

Click on Social Media, add the required links



Dashboard x +
https://1ngo.in/edit/deepam/social_media/

Jashosree Logout

NGO Info
Main Page
About Us
Activities
Team Members
Advisory Members
Board Members
Our Programs
Social Media
News Feed
Color Picker
Menu Design
Reports
SEO
Profile
Payments
Analytics
Preview

Social Media

Social Media Links

Facebook:

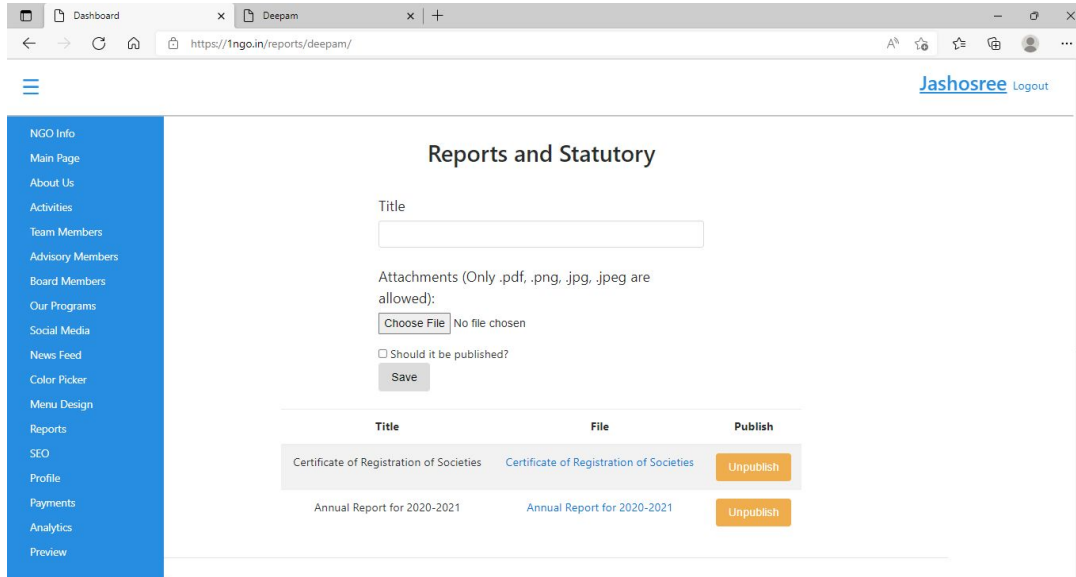
LinkedIn:

Twitter:

Instagram:

REPORTS

Click on Reports, add the statutory and reports if required.



Dashboard | Deepam | <https://1ngo.in/reports/deepam/> | Jashosree Logout

Reports and Statutory

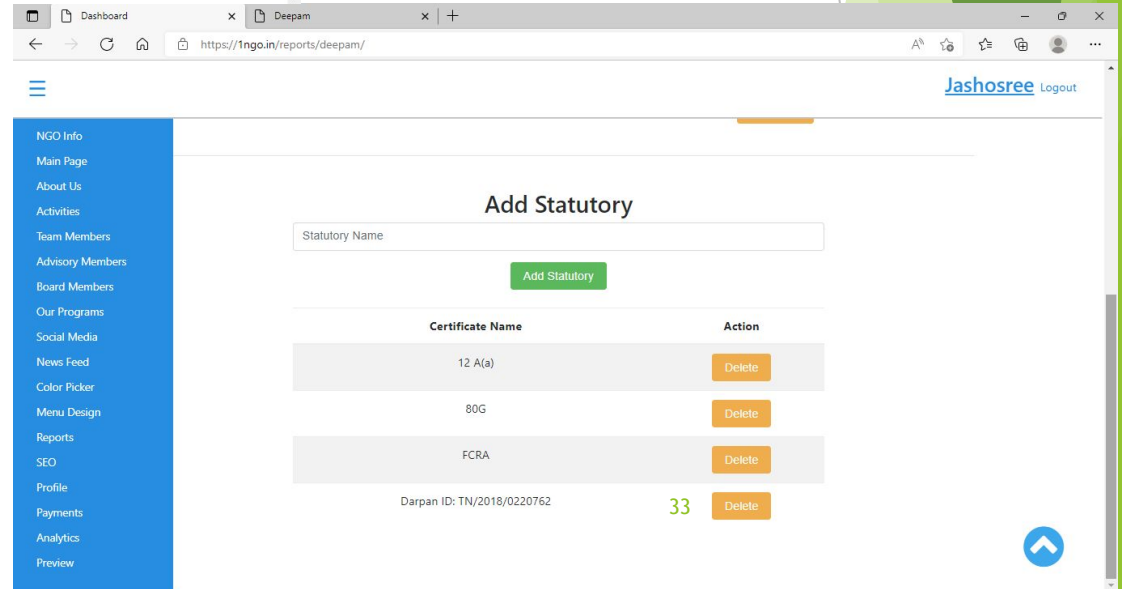
Title

Attachments (Only .pdf, .png, .jpg, .jpeg are allowed):

No file chosen

Should it be published?

Title	File	Publish
Certificate of Registration of Societies	Certificate of Registration of Societies	<input type="button" value="Unpublish"/>
Annual Report for 2020-2021	Annual Report for 2020-2021	<input type="button" value="Unpublish"/>



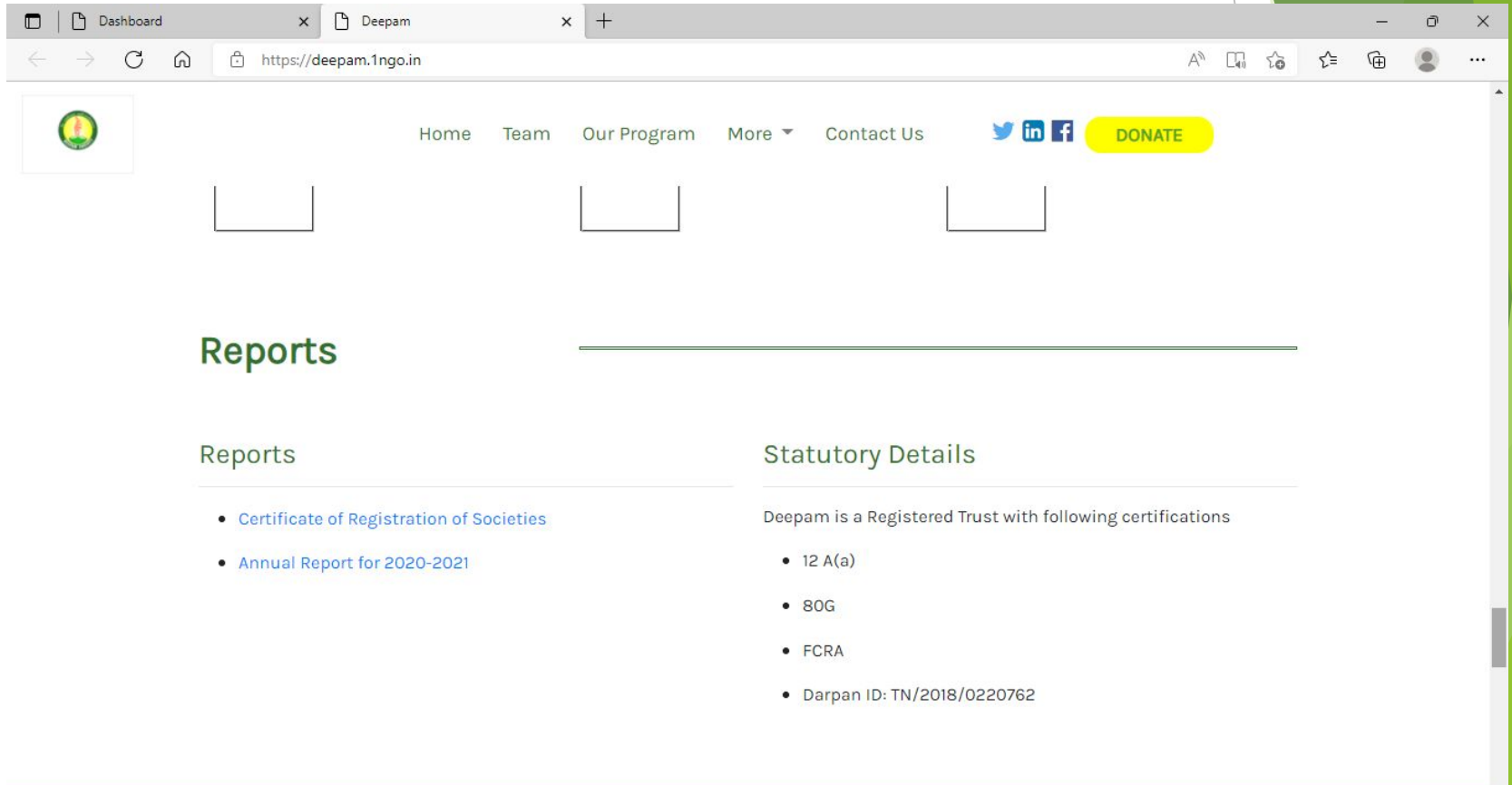
Dashboard | Deepam | <https://1ngo.in/reports/deepam/> | Jashosree Logout

Add Statutory

Statutory Name

Certificate Name	Action
12 A(a)	<input type="button" value="Delete"/>
80G	<input type="button" value="Delete"/>
FCRA	<input type="button" value="Delete"/>
Darpan ID: TN/2018/0220762	33 <input type="button" value="Delete"/>

Check from the Front End



The screenshot shows a web browser window with two tabs: 'Dashboard' and 'Deepam'. The address bar shows the URL 'https://deepam.1ngo.in'. The website header includes a logo on the left, navigation links for 'Home', 'Team', 'Our Program', 'More', and 'Contact Us', social media icons for Twitter, LinkedIn, and Facebook, and a yellow 'DONATE' button. Below the header, there are three empty rectangular boxes. The main content area features a 'Reports' section with a horizontal line, followed by two columns: 'Reports' and 'Statutory Details'. The 'Reports' column contains two links: 'Certificate of Registration of Societies' and 'Annual Report for 2020-2021'. The 'Statutory Details' column contains the text 'Deepam is a Registered Trust with following certifications' followed by a list of certifications: '12 A(a)', '80G', 'FCRA', and 'Darpan ID: TN/2018/0220762'.

Dashboard x Deepam x +

https://deepam.1ngo.in

Home Team Our Program More Contact Us

DONATE

Reports

Reports

- [Certificate of Registration of Societies](#)
- [Annual Report for 2020-2021](#)

Statutory Details

Deepam is a Registered Trust with following certifications

- 12 A(a)
- 80G
- FCRA
- Darpan ID: TN/2018/0220762



1NGO

Digital Empowerment

THANK YOU